




**Axolight** bespoke  
design





**CATALOGUE**

**2017/18**







**Axolight** bespoke  
design

2017/18

**bespoke  
design**







## **LIST OF PRODUCTS**

SUSPENSION



Alrisha  
6-7



Alysoid  
8-11



Aura  
12-13



Ax 20  
14-15



Bell  
16-19



Clavius  
20-21



Explo  
22-23



Fairy  
24-27



Fedora  
28-29



Hoops  
30-31



Melting Pot  
32-33



Mountain View  
34-35



Muse  
36-37



Nafir  
38-39



Orchid  
40-45



Rythmos  
46-47



Skin  
48-49



Skirt  
50-53



Spillray  
54-57



Spiry  
58



Stilla  
59



Urban  
60-61



Urban Mini  
62-63



Velvet  
64-65



Virtus  
66-67

WALL



Alrisha  
70



Aura  
71



Ax 20  
72-73



Clavius  
74-75



Fairy  
76-77



Lik  
78-79



Melting Pot  
80-81



Momus Mini  
82-83



Orchid  
84-85



Polia LED  
86-87



Rythmos  
88



Shatter LED  
89



Skirt  
90-91



Spillray  
92-93



U-light  
94-95



Uriel  
96-97



Vasily  
98-99

WALL & CEILING



Ax 20  
102-103



Favilla  
104-105



Muse  
106-107



Necky  
108-109



Nelly  
110



Nelly Straight  
111



Orchid  
112-113



Stormy  
114-115



Ukiyo  
116-117

**CEILING**



**Aura**  
120-121



**Bell**  
122-125



**Clavius**  
126-127



**Fairy**  
128



**Hoops**  
129



**Nafir**  
130-131



**Orchid**  
132-133



**Skin**  
134




**Skirt**  
135



**Sol**  
136-137



**Urban**  
138-139



**Urban Mini**  
140-141



**Velvet**  
142



**Voluptas**  
143

**TABLE**



**Aibu**  
146-147



**Clavius**  
148-149



**Muse**  
150-151



**Skirt**  
152-153

**FLOOR**



**Ax 20**  
156-157



**Clavius**  
158-159



**Melting Pot**  
160-161



**Orchid**  
162-163

**RECESSED**



**Crystal Spotlight**  
166-167



**Fairy**  
168-169



**Favilla**  
170-171



**Fedora**  
172-173



**Nafir**  
174-175



**Spillray**  
176-177

**LARGE SCALE**



**Anadem**  
180-181



**Bell**  
182-189



**Euler**  
190-191



**Framework LED**  
192-195



**Layers**  
196-197



**Melting Pot**  
198-201



**Plumage**  
202-203



**Shatter LED**  
204-205



**Skin**  
206-207



**Skirt**  
208-211





**U-light**  
212-223



**Velvet**  
224-225

**BESPOKE**

226



**THE DESIGNERS**

p. 1-3

**SUSPENSION**

p. 4-67

**WALL**

p. 68-99

**WALL & CEILING**

p. 100-117

**CEILING**

p. 118-143

**TABLE**

p. 144-153

**FLOOR**

p. 154-163

**RECESSED**

p. 164-177

**LARGE SCALE**

p. 178-225

**BESPOKE**

p. 226-237

**TECHNICAL INFO**

p. 1-85



THE DESIGNERS

GIOVANNI BARBATO  
MANUEL BORRI/DIAGORA DESIGN  
CAMBI SCATENA TURINI  
SERGE & ROBERT CORNELISSEN  
RYOSUKE FUKUSADA  
DIMA LOGINOFF  
RAINER MUTSCH  
KARIM RASHID  
BRIAN RASMUSSEN  
TIMO RIPATTI  
SANDRO SANTANTONIO  
LORENZO TRUANT  
MANUEL VIVIAN  
VANESSA VIVIAN



### **GIOVANNI BARBATO**

Giovanni Barbato was born in Padua in 1974. He attended the University of Architecture in Venice and took an Industrial Design class in Padua. In 2013, he designed the "Spiry" collection for Axo Light, which led him to win a "Good Design Award", one of the most coveted design prizes. In 2015, he designed the "Hoops" and "Aibu" collections for Axo Light.



### **MANUEL BORRI DIAGORA DESIGN**

Diagora Design studio deals with industrial & interior design, graphics, and project development with a particular focus on the research of innovative materials and the use of new productive technologies. Hidden behind the alias Diagora Design is the designer Manuel Borri, who is supported by a small team of young and dynamic professionals.



### **CAMBI SCATENA TURINI**

"Cambi, Scatena, Turini Architects" Studio is a design laboratory founded in 1998 with headquarters near Pisa, steps away from the Fortress of Brunelleschi. Since its establishment, the Studio is interested and involved in architecture, urban design, interior and industrial design.



### **ROBERT & SERGE CORNELISSEN**

The Serge Cornelissen design office was founded by architect Serge Cornelissen in 1993, and specializes exclusively in the design of architectural lighting product. The studio works for several trendsetting lighting companies worldwide. Cornelissen studio designs are regularly awarded at international design awards.



### **RYOSUKE FUKUSADA**

Ryosuke Fukusada was born in 1979 in Osaka, Japan. He studied product design at the Kanazawa College of Art. He then worked for Sharp. After transferring to Italy, he graduated from the Domus Academy. In 2008, he worked for Studio Urquiola in Milan. He then started his own studio in 2012 in Kyoto, Japan. He currently works with some international clients



### **DIMA LOGINOFF**

Best Designer of The Year (Elle Decoration Best of The Year Award 2014) award winner Dima Loginoff, has already designed 20 collections for world-famous international brands. One of his lamps, Mountain View, designed for Axo Light was awarded twice as Best Lighting in the USA (Best of the Year Award) and in Russia (Elle Decoration Best of The Year Award ).



### **RAINER MUTSCH**

Rainer Mutsch studied Industrial Design at the University of Applied Arts in Vienna, Furniture Design at the Denmark Design School in Copenhagen and Product Design at the University of Arts in Berlin. He opened his own design studio in Vienna in 2008. His products have received several international design awards, such as the Red Dot Design Award.



### **KARIM RASHID**

Karim Rashid is one of the most prolific designers of his generation. Over 4000 designs in production, over 300 awards, and working in over 35 countries attest to Karim's legend of design. His award winning designs include everyday objects, interiors, furniture, brand identity, high-tech products, and luxury goods.



### **BRIAN RASMUSSEN**

Brian Rasmussen was born in Ringsted, Denmark in 1973. He graduated from the "Royal Academy of Architecture" in Copenhagen in 2000. In 2004, he won the international "TARGETTI LIGHT ART AWARD", which became the starting point for his career as a lighting designer. Now Brian Rasmussen works with many important design firms.



### TIMO RIPATTI

Educated as a furniture designer and architect, Timo Ripatti leads Studio Ripatti in Helsinki. He is working mainly in the field of product design with clients across the Europe.

His mission is to combine aesthetic, poetic, and functional qualities into his work while achieving a perfect balance with the space and architecture.



### SANDRO SANTANTONIO

Sandro Santantonio Design handles architecture, interior and industrial design, graphics, packaging and fashion design, while focusing on tendencies research, material study, and new technologies about contract, fashion, and lighting design. Sandro Santantonio publicizes his research by publishing them in major international magazines.



### LORENZO TRUANT

Lorenzo Truant graduated in architecture in 2001. After obtaining his degree and a master in Product Design, he worked in the lighting design area. He has worked for over 10 years as an Art Director at Axo Light. He designs light exploring all the possible implications of LED and OLED technology.



### MANUEL VIVIAN

Born in Venice in 1971, Manuel Vivian obtained his diploma at the Venice Art Institute and began to design at a very young age, focusing on blown glass in particular, thanks also to his family business. Since the creation of Axo Light in 1996, he has collaborated constantly with the company and has become one of the main designers



### VANESSA VIVIAN

Vanessa Vivian was born in 1994 in Mirano, Venice. From a very young age she showed a keen eye, a strong passion and talent for design, particularly with glass and light. "Layers" and "Plumage" were designed by Vanessa.

**suspension**

**ALRISHA**  
**ALYSOID**  
**AURA**  
**AX 20**  
**BELL**  
**CLAVIUS**  
**EXPLO**  
**FAIRY**  
**FEDORA**  
**HOOPS**  
**MELTING POT**  
**MOUNTAIN VIEW**  
**MUSE**  
**NAFIR**  
**ORCHID**  
**RYTHMOS**  
**SKIN**  
**SKIRT**  
**SPILLRAY**  
**SPIRY**  
**STILLA**  
**URBAN**  
**URBAN MINI**  
**VELVET**  
**VIRTUS**







**ALRISHA**

design Brian Rasmussen



SUSPENSION

[for more information see the technical guide at p. 4](#)





SUSPENSION

**ALYSOID**

design Ryosuke Fukusada



SUSPENSION

for more information see the technical guide at p. 5

**ALYSOID**  
design Ryosuke Fukusada



SUSPENSION

[for more information see the technical guide at p. 5](#)



**AURA**  
design Manuel Vivian

SUSPENSION



for more information see the technical guide at p. 8



SUSPENSION

**AX 20**  
design Manuel Vivian



[for more information see the technical guide at p. 10](#)



SUSPENSION





**BELL**  
design Manuel Vivian



SUSPENSION

**BELL**  
design Manuel Vivian



SUSPENSION

[for more information see the technical guide at p. 12](#)



**CLAVIUS**  
design Manuel Vivian




for more information see the technical guide at p. 14



**EXPLO**  
design Manuel Vivian



[for more information see the technical guide at p. 20](#)



SUSPENSION



**FAIRY**  
design Manuel Vivian

SUSPENSION



for more information see the technical guide at p. 23



SUSPENSION

**FAIRY**  
design Manuel Vivian



SUSPENSION



SUSPENSION


**FEDORA**  
design Dima Loginoff





# HOOPS

design Giovanni Barbato



SUSPENSION

[for more information see the technical guide at p. 30](#)



SUSPENSION





## **MELTING POT**

design Sandro Santantonio



SUSPENSION

for more information see the technical guide at p. 34



**MOUNTAIN VIEW**

design Dima Loginoff



SUSPENSION

for more information see the technical guide at p. 38



**MUSE**

design Sandro Santantonio



SUSPENSION


[for more information see the technical guide at p. 41](#)

**NAFIR**  
design Karim Rashid

SUSPENSION



[for more information see the technical guide at p. 42](#)




SUSPENSION



**ORCHID**  
design Rainer Mutsch



SUSPENSION



SUSPENSION

[for more information see the technical guide at p. 45](#)



**ORCHID**  
design Rainer Mutsch




SUSPENSION

[for more information see the technical guide at p. 45](#)

**ORCHID**  
design Rainer Mutsch

SUSPENSION



[for more information see the technical guide at p. 45](#)





## **RYTHMOS**

design Serge & Robert Cornelissen



SUSPENSION

[for more information see the technical guide at p. 49](#)



**SKIN**  
design Manuel Vivian



SUSPENSION

[for more information see the technical guide at p. 52](#)



**SKIRT**  
design Manuel Vivian

SUSPENSION



[for more information see the technical guide at p. 54](#)



## **SKIRT**

design Manuel Vivian





SUSPENSION

**SPILLRAY**  
design Manuel Vivian

SUSPENSION



for more information see the technical guide at p. 58



SUSPENSION



**SPILLRAY**  
design Manuel Vivian

SUSPENSION



[for more information see the technical guide at p. 58](#)



**SPIRY**

design Giovanni Barbato

SUSPENSION



for more information see the technical guide at p. 63

**STILLA**

design Manuel Vivian




SUSPENSION

[for more information see the technical guide at p. 63](#)



**URBAN**

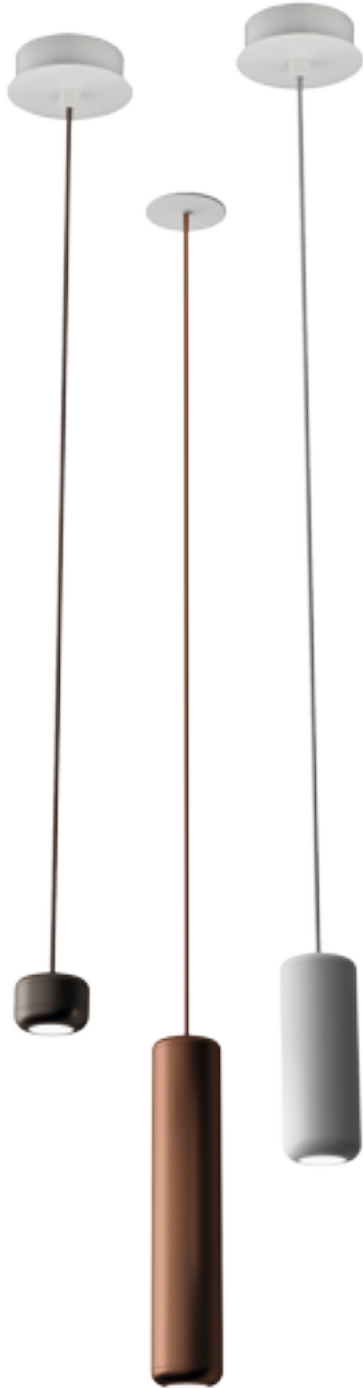
design Dima Loginoff



SUSPENSION

[for more information see the technical guide at p. 70](#)

**URBAN MINI**  
design Dima Loginoff



SUSPENSION

for more information see the technical guide at p. 72





**VELVET**  
design Manuel Vivian





**VIRTUS**  
design Manuel Vivian

SUSPENSION



[for more information see the technical guide at p. 77](#)



SUSPENSION

wall

ALRISHA

AURA

AX 20

CLAVIUS

FAIRY

LIK

MELTING POT

MOMUS MINI

ORCHID

POLIA LED

RYTHMOS

SHATTER LED

SKIRT

SPILLRAY

U-LIGHT

URIEL

VASILY



**ALRISHA**  
design Brian Rasmussen



WALL

[for more information see the technical guide at p. 4](#)

**AURA**  
design Manuel Vivian



[for more information see the technical guide at p. 7](#)



**AX 20**  
design Manuel Vivian

WALL





WALL

**CLAVIUS**  
design Manuel Vivian



WALL

[for more information see the technical guide at p. 13](#)





**FAIRY**  
design Manuel Vivian

WALL



[for more information see the technical guide at p. 22](#)



LIK

design Serge & Robert Cornelissen

WALL





WALL



**MELTING POT**  
design Sandro Santantonio





WALL


[for more information see the technical guide at p. 34](#)

**MOMUS MINI**  
design Manuel Vivian

WALL



[for more information see the technical guide at p. 38](#)



**ORCHID**  
design Rainer Mutsch

WALL



[for more information see the technical guide at p. 44](#)





WALL



**POLIA LED**  
design Manuel Vivian



WALL



## **RYTHMOS**

design Serge & Robert Cornelissen

**WALL**



[for more information see the technical guide at p. 48](#)

## SHATTER LED

design Serge & Robert Cornelissen



WALL

[for more information see the technical guide at p. 49](#)

## **SKIRT**

design Manuel Vivian

WALL



[for more information see the technical guide at p. 53](#)



**SPILLRAY**  
design Manuel Vivian



WALL

[for more information see the technical guide at p. 57](#)





**U-LIGHT**  
design Timo Ripatti



WALL

[for more information see the technical guide at p. 65](#)




**URIEL**  
design Manuel Vivian

WALL



[for more information see the technical guide at p. 74](#)




**VASILY**  
design Manuel Vivian

WALL



[for more information see the technical guide at p. 74](#)




WALL

wall/ceiling

AX 20  
FAVILLA  
MUSE  
NECKY  
NELLY  
NELLY STRAIGHT  
ORCHID  
STORMY  
UKIYO







**AX 20**

design Manuel Vivian



WALL/CEILING

[for more information see the technical guide at p. 10](#)



**FAVILLA**  
design Manuel Vivian



WALL/CEILING

[for more information see the technical guide at p. 25](#)



WALL/CEILING

**MUSE**  
design Sandro Santantonio



WALL/CEILING

[for more information see the technical guide at p. 39](#)



WALL/CEILING

**NECKY**  
design Diagora Design

WALL/CEILING



[for more information see the technical guide at p. 43](#)



**NELLY**  
design Manuel Vivian

WALL/CEILING



for more information see the technical guide at p. 43

**NELLY STRAIGHT**  
design Manuel Vivian



WALL/CEILING





**ORCHID**  
design Rainer Mutsch



WALL/CEILING

[for more information see the technical guide at p. 44](#)

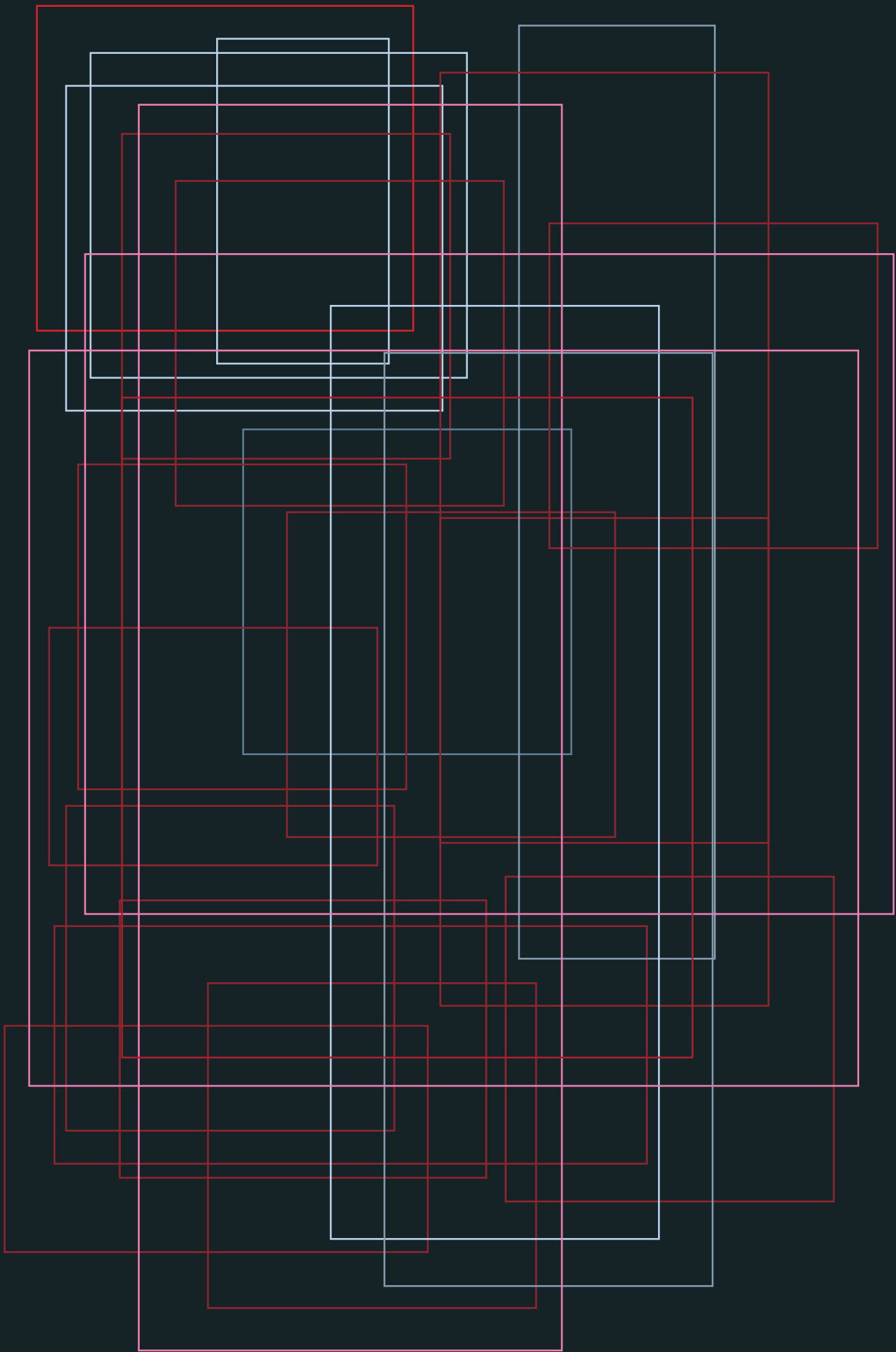
**STORMY**  
design Manuel Vivian


WALL/CEILING



[for more information see the technical guide at p. 64](#)









**ceiling**

**AURA**

**BELL**

**CLAVIUS**

**FAIRY**

**HOOPS**

**NAFIR**

**ORCHID**

**SKIN**

**SKIRT**

**SOL**

**URBAN**

**URBAN MINI**

**VELVET**

**VOLUPTAS**






**AURA**  
design Manuel Vivian

CEILING



[for more information see the technical guide at p. 7](#)





**BELL**  
design Manuel Vivian



CEILING



**BELL**

design Manuel Vivian



CEILING

[for more information see the technical guide at p. 11](#)

**CLAVIUS**  
design Manuel Vivian



CEILING

[for more information see the technical guide at p. 14](#)



CEILING



**FAIRY**  
design Manuel Vivian



for more information see the technical guide at p. 22

## HOOPS

design Giovanni Barbato



CEILING

[for more information see the technical guide at p. 30](#)



CEILING



**NAFIR**  
design Karim Rashid



CEILING

**ORCHID**  
design Rainer Mutsch

CEILING



[for more information see the technical guide at p. 45](#)



CEILING

**SKIN**  
design Manuel Vivian



[for more information see the technical guide at p. 51](#)

## **SKIRT**

design Manuel Vivian

CEILING



[for more information see the technical guide at p. 53](#)





[for more information see the technical guide at p. 57](#)



**URBAN**

design Dima Loginoff



CEILING



[for more information see the technical guide at p. 70](#)




**URBAN MINI**  
design Dima Loginoff

CEILING



[for more information see the technical guide at p. 72](#)



CEILING

**VELVET**  
design Manuel Vivian

CEILING



[for more information see the technical guide at p. 75](#)

**VOLUPTAS**  
design Lorenzo Truani



CEILING

[for more information see the technical guide at p. 78](#)



**table**

**AIBU  
CLAVIUS  
MUSE  
SKIRT**





**AIBU**  
design Giovanni Barbato

TABLE



[for more information see the technical guide at p. 4](#)





**CLAVIUS**  
design Manuel Vivian



TABLE


[for more information see the technical guide at p. 17](#)

**MUSE**  
design Sandro Santantonio

**TABLE**



[for more information see the technical guide at p. 41](#)



TABLE



**SKIRT**  
design Manuel Vivian

TABLE



[for more information see the technical guide at p. 57](#)



**floor**

**AX 20  
CLAVIUS  
MELTING POT  
ORCHID**







**AX 20**  
design Manuel Vivian





**CLAVIUS**  
design Manuel Vivian



FLOOR





## **MELTING POT**

design Sandro Santantonio




FLOOR

[for more information see the technical guide at p. 37](#)

**ORCHID**  
design Rainer Mutsch

FLOOR





FLOOR

**recessed**

**CRYSTAL SPOTLIGHT**

**FAIRY**

**FAVILLA**

**FEDORA**

**NAFIR**

**SPILLRAY**





**CRYSTAL SPOTLIGHT**  
design Manuel Vivian



RECESSED

[for more information see the technical guide at p. 18](#)




RECESSED



RECESSED



**FAIRY**  
design Manuel Vivian



RECESSED

RECESSED



**FAVILLA**  
design Manuel Vivian



RECESSED

**FEDORA**  
design Dima Loginoff



RECESSED

[for more information see the technical guide at p. 26](#)




RECESSED

**NAFIR**  
design Karim Rashid

RECESSED



[for more information see the technical guide at p. 42](#)





**SPILLRAY**  
design Manuel Vivian



[for more information see the technical guide at p. 57](#)



RECESSED

**large scale**

**ANADEM**  
**BELL**  
**EULER**  
**FRAMEWORK LED**  
**LAYERS**  
**MELTING POT**  
**PLUMAGE**  
**SHATTER LED**  
**SKIN**  
**SKIRT**  
**U-LIGHT**  
**VELVET**





**ANADEM**  
design Vanessa Vivian

LARGE SCALE



[for more information see the technical guide at p. 6](#)



LARGE SCALE

**BELL**  
design Manuel Vivian



LARGE SCALE



[for more information see the technical guide at p. 12](#)







LARGE SCALE



LARGE SCALE

**BELL**  
design Manuel Vivian



[for more information see the technical guide at p. 12](#)



**BELL**  
design Manuel Vivian

LARGE SCALE



[for more information see the technical guide at p. 11](#)



LARGE SCALE



**EULER**

design Cambi Scatena Turini



LARGE SCALE

[for more information see the technical guide at p. 18](#)



**FRAMEWORK LED**  
design Manuel Vivian



LARGE SCALE

[for more information see the technical guide at p. 28](#)



**FRAMEWORK LED**  
design Manuel Vivian

LARGE SCALE



[for more information see the technical guide at p. 28](#)



LARGE SCALE

## LAYERS

design Vanessa Vivian

LARGE SCALE



[for more information see the technical guide at p. 32](#)



LARGE SCALE

**MELTING POT**  
design Sandro Santantonio



[for more information see the technical guide at p. 38](#)



LARGE SCALE



**MELTING POT**  
design Sandro Santantonio



[for more information see the technical guide at p. 35-37](#)





LARGE SCALE



**PLUMAGE**  
design Vanessa Vivian



LARGE SCALE

LARGE SCALE



## SHATTER LED

design Serge & Robert Cornelissen



LARGE SCALE

[for more information see the technical guide at p. 49-50](#)

**SKIN**  
design Manuel Vivian

LARGE SCALE



[for more information see the technical guide at p. 52](#)





**SKIRT**  
design Manuel Vivian

LARGE SCALE



[for more information see the technical guide at p. 55](#)



LARGE SCALE

**SKIRT**  
design Manuel Vivian

LARGE SCALE



[for more information see the technical guide at p. 55](#)




LARGE SCALE

**U-LIGHT**  
design Timo Ripatti

LARGE SCALE



[for more information see the technical guide at p. 68](#)



**U-LIGHT**  
design Timo Ripatti

LARGE SCALE



[for more information see the technical guide at p. 68](#)



LARGE SCALE



**U-LIGHT**  
design Timo Ripatti



LARGE SCALE

[for more information see the technical guide at p. 65-66](#)



**U-LIGHT**  
design Timo Ripatti

LARGE SCALE



[for more information see the technical guide at p. 65](#)



LARGE SCALE

**U-LIGHT**  
design Timo Ripatti

LARGE SCALE



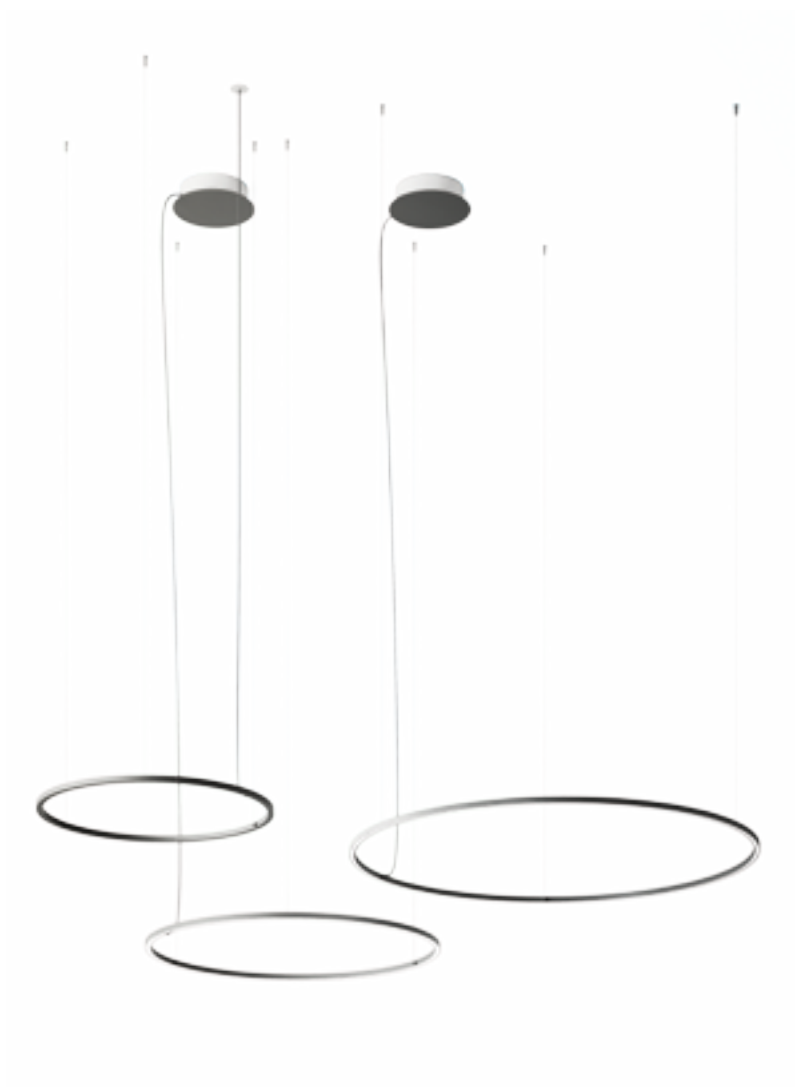
[for more information see the technical guide at p. 65](#)



LARGE SCALE



**U-LIGHT**  
design Timo Ripatti



LARGE SCALE



**VELVET**  
design Manuel Vivian



LARGE SCALE

[for more information see the technical guide at p. 75-77](#)





LARGE SCALE

**bespoke**

**AURA  
CLAVIUS  
HOOPS  
U-LIGHT  
VIRTUS**





Restaurant Belvedere / Hergiswil, Switzerland

**AURA**  
design Manuel Vivian







**AURA**  
design Manuel Vivian



BESPOKE



**CLAVIUS**  
design Manuel Vivian

BESPOKE



100% Capri / Miami, Usa

# HOOPS

design Giovanni Barbato



BESPOKE

**U-LIGHT**  
design Timo Ripatti

BESPOKE







**VIRTUS**  
design Manuel Vivian



BESPOKE

Axo Light si riserva il diritto di apportare ai modelli, senza alcun preavviso, qualsiasi modifica ritenesse opportuna. Axo Light non risponde per eventuali danni a persone o cose causati da una non corretta installazione dei propri apparecchi d'illuminazione. I dati riportati sono puramente indicativi; è possibile che siano riportati degli errori di stampa.

Axo Light reserves itself the right to introduce any changes to its own models, without prior notice. Axo Light is not liable for injuries or damage due to the incorrect installation of its fixtures. The details given here are intended purely as guidance as errors may have occurred during the printing process. Le schede tecniche dei prodotti Axo Light sono scaricabili direttamente dal nostro sito: [www.axolight.it](http://www.axolight.it)

Axo Light technical sheets can be downloaded directly from our website: [www.axolight.it](http://www.axolight.it)

#### **creative direction/art direction/design/photo illustrations**

TEIKNA DESIGN

Claudia Neri, creative/design director

Elisa Stagnoli, design assistant

#### **editing and coordination**

Fabrizio Cettina

#### **printed and bound in Italy**

Grafiche Antiga spa

#### **Renderings**

nudesign srl

zenzero & co

neiko srl

#### **photolito**

Graficart Arti Grafiche srl

Fotolito Quattrifoglio

Studio Varianti

Studio Pointer

#### **photocredits**

Florindo Romandini

Studio Varianti

Studio Pointer

Bluemotion

AXO LIGHT srl

via Moglianese, 44

30037 Scorzè (Venezia) Italy

t. +39 041 5845193

f +39 041 5845060

[axolight@axolight.it](mailto:axolight@axolight.it)

[axolight.it](http://axolight.it)

AXO LIGHT USA INC.

22 Shelter Rock Lane, Ste #104

Danbury, CT, 06810 USA

t +1 (203) 730 0452

f +1 (203) 730 0460

[info@axolightusa.com](mailto:info@axolightusa.com)

[axolightusa.com](http://axolightusa.com)

AXO LIGHT ASIA LIMITED

RM305-306, Office Building

No.2 Tiantaiyi Road

Science Town, Luogang District


510663 Guangzhou - PRC

t +86 20 38316571

f +86 20 38251165

[axo.asia@axolight.asia](mailto:axo.asia@axolight.asia)


[axolight.it](http://axolight.it)












The background of the page is a repeating pattern of various geometric shapes, including circles, triangles, and squares, some of which are crossed out with an 'X'. The shapes are rendered in a light red or pink color. The text 'TECHNICAL INFO' is centered horizontally and underlined.


**TECHNICAL INFO**

**2017/18**



**Axolight** bespoke  
design

**2017/18**



**AIBU**  
page 4

**ALRISHA**  
page 4

**ALYSOID**  
page 5-6

**ANADEM**  
page 6-7

**AURA**  
page 7-9

**AX 20**  
page 10

**BELL**  
page 11-13

**CLAVIUS**  
page 13-17

**CRYSTAL SPOTLIGHT**  
page 18

**EULER**  
page 18-19

**EXPLO**  
page 20-21

**FAIRY**  
page 22-25

**FAVILLA**  
page 25

**FEDORA**  
page 26-27

**FRAMEWORK LED**  
page 28-29

**HOOPS**  
page 30-31

**LAYERS**  
page 32-33

**LIK**  
page 34

**MELTING POT**  
page 34-38

**MOMUS MINI**  
page 38

**MOUNTAIN VIEW**  
page 38

**MUSE**  
page 39-41

**NAFIR**  
page 41-42

**NECKY**  
page 43

**NELLY**  
page 43

**NELLY STRAIGHT**  
page 44

**ORCHID**  
page 44-46

**PLUMAGE**  
page 46-47

**POLIA LED**  
page 48

**RYTHMOS**  
page 48-49

**SHATTER LED**  
page 49-50

**SKIN**  
page 51-52

**SKIRT**  
page 53-57

**SOL**  
page 57

**SPILLRAY**  
page 57-62

**SPIRY**  
page 63

**STILLA**  
page 63

**STORMY**  
page 64

**U-LIGHT**  
page 65-69

**UKIYO**  
page 69

**URBAN**  
page 70-71

**URBAN MINI**  
page 72-74

**URIEL**  
page 74

**VASILY**  
page 74

**VELVET**  
page 75-77

**VIRTUS**  
page 77

**VOLUPTAS**  
page 78

**LEGEND**  
page 80

**EEL COMPATIBILITY**  
page 82-83

**CREDITS**  
page 84-85

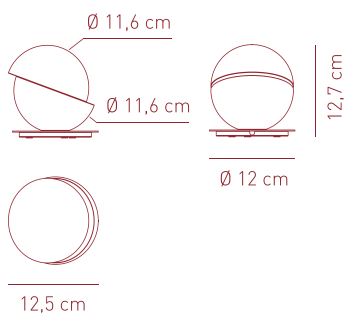


## Aibu

design Giovanni Barbato

Table lamp in white triplex handmade blown glass.

Lampada da tavolo in vetro triplex soffiato e lavorato a mano, bianco.



### LT AIBU

Source:

**G9** 1 x Max 2,5W only LED bulb

CE IP20 LED

### COLOURS

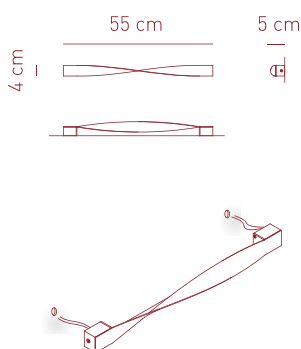
○ white

## Alrisha

design Brian Rasmussen

Collection consisting of white painted aluminium suspended lamp and wall lamp.

Collezione composta da lampada da parete e a sospensione in alluminio verniciato bianco.



### AP ALRISH

Source:

**LED** 3W - 500mA - 3000K

CRI 80 - ~154 lm - 51 lm/W

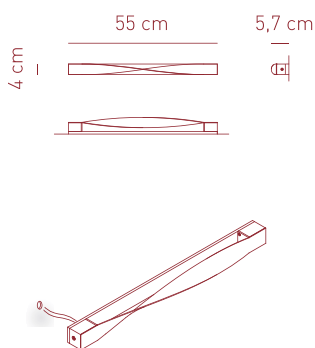
CE IP20 with dedicated PSU ADA LED

### COLOUR

○ wrinkled white

Driver not included

For drivers and dimming technology, please refer to our Axo Light pricelist or contact our representatives



### AP ALRISP with wall mounting box

Source:

**LED** 3W - 500mA - 3000K

CRI 80 - ~154 lm - 51 lm/W

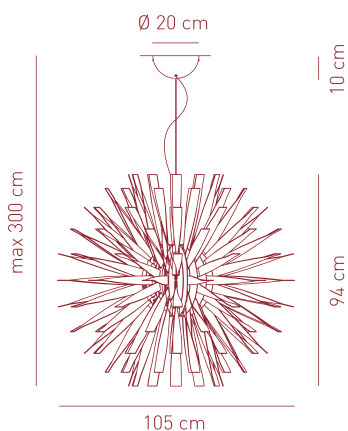
CE IP20 with dedicated PSU ADA LED

### COLOUR

○ wrinkled white

Driver not included

For drivers and dimming technology, please refer to our Axo Light pricelist or contact our representatives



### SP ALRISH

Source:

**E27** 1 x Max 20W LED or

1 x Max 32W fluo or

1 x Max 150W halo

CE IP20 +LED

### COLOUR

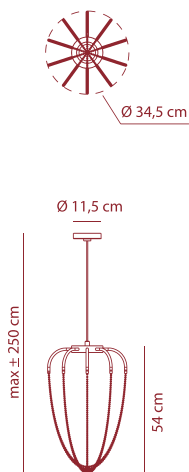
○ wrinkled white

### FINISH

○ white canopy

# Alysoid

design Ryosuke Fukusada



Collection consisting of aluminium suspended lamps. Available in several colours and sizes. Built-in dimmable LED light source.

Collezione di lampade a sospensione in alluminio. Disponibile in vari colori e dimensioni. La sorgente luminosa è a LED integrato dimmerabile.

## SP ALYS 34

Source:

**LED** 20W - diffused beam - 3000K


CRI 90 - ~1203 lm - 60 lm/W

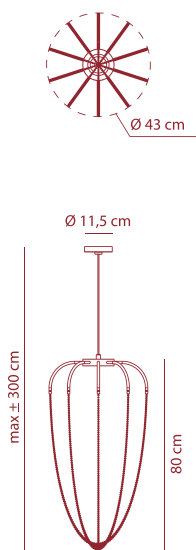


220-240VAC **LED**

## COLOURS

 anthracite grey wrinkled/  
chains: black polished nickel

 anthracite grey wrinkled/  
chains: natural brass



## SP ALYS 43

Source:

**LED** 20W - diffused beam - 3000K


CRI 90 - ~1203 lm - 60 lm/W

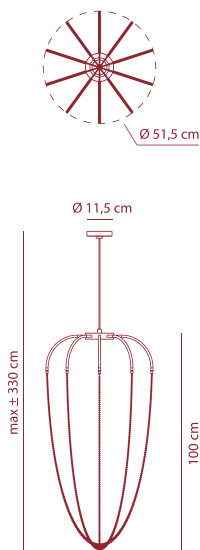


220-240VAC **LED**

## COLOURS

 anthracite grey wrinkled/  
chains: black polished nickel

 anthracite grey wrinkled/  
chains: natural brass



## SP ALY 51 P

Source:

**LED** 20W - diffused beam - 3000K

CRI 90 - ~1203 lm - 60 lm/W



220-240VAC **LED**

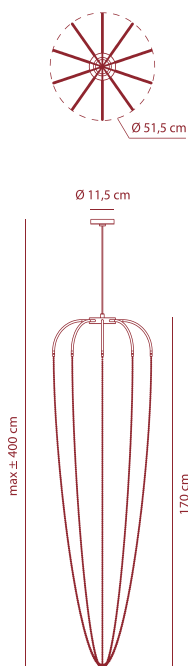
## COLOURS

 anthracite grey wrinkled/  
chains: black polished nickel

 anthracite grey wrinkled/  
chains: natural brass

## Alysoid

design Ryosuke Fukusada



Collection consisting of aluminium suspended lamps. Available in several colours and sizes. Built-in dimmable LED light source.

Collezione di lampade a sospensione in alluminio. Disponibile in vari colori e dimensioni. La sorgente luminosa è a LED integrato dimmerabile.

### SP ALY 51 G

Source:

**LED** 20W - diffused beam - 3000K

CRI 90 - ~1203 lm - 60 lm/W



220-240VAC **LED**

### COLOURS

 anthracite grey wrinkled/  
chains: black polished nickel

 anthracite grey wrinkled/  
chains: natural brass

## Anadem

design Vanessa Vivian



Collection consisting of suspended lamps in flame-retardant eco-leather finish. Available in several colours and sizes. Screw fitting light source.

Collezione di lampade a sospensione con finitura in ecopelle ignifuga. Disponibile in vari colori e dimensioni. Sorgente luminosa con attacco a vite.

### COMPOSITION/COMPOSIZIONE

Flame retardant Eco-leather - 87% PVC + 13% polyester  
Extra smooth flame retardant pongé fabric - 100% polyester

Tessuto ignifugato pongé superliscio - 100% poliestere

Eco pelle ignifuga - 87% PVC + 13% poliestere

Glow Wire Test (EN 60598-1): 960° C

### WEIGHT/PESO

550 ± 5% gr/m<sup>2</sup>

### AVAILABLE UPON REQUEST

 brown  red  brown+white

### SP ANA 090

Source:

**E27** 4 x Max 16W LED or

4 x Max 20W fluo or

4 x Max 70W halo



**FLUO** GX24q-4 4 x 42W




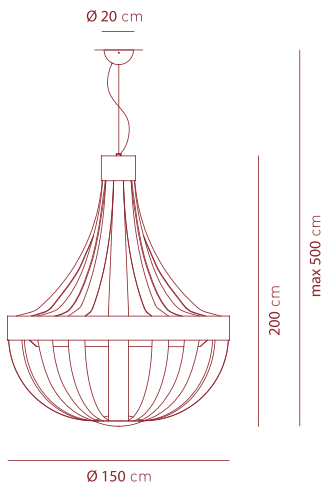
### COLOURS

 ivory white

### FINISH

 white canopy





### SP ANA 150

**Source:**

**E27** 6 x Max 16W LED or  
6 x Max 20W fluo or  
6 x Max 70W halo

CE IP20 +LED

**FLUO** GX24q-4 6 x 42W

CE IP20 dimmable DALI

### COLOURS

ivory white

### FINISH

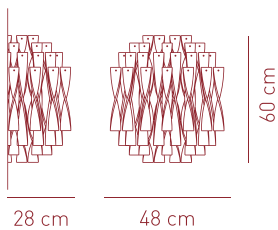
white canopy

## Aura

design Manuel Vivian

Collection consisting of wall lamps, ceiling lamps and suspended lamps with double-layered coloured Murano glass hand twisted pendants.

*Collezione composta da lampade da parete, lampade da soffitto, lampade a sospensione, con pendenti in vetro di Murano colorato incamiciato cristallo e ritorti a mano.*



### AP AURA

**Source:**

**E27** 2 x Max 20W LED or  
2 x Max 30W fluo or  
2 x Max 100W halo

CE IP20 +LED

### COLOURS

"rigadin" crystal

red

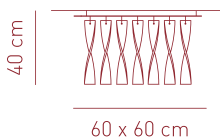
white

tea

### FINISH

polished chrome

gold leaf



### PL AUR P 30

**Source:**

**E27** 4 x Max 20W LED or  
4 x Max 30W fluo or  
4 x Max 100W halo

CE IP20 +LED

### COLOURS

"rigadin" crystal

red

white

tea

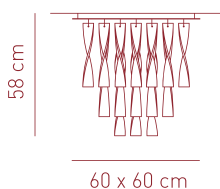
### FINISH

polished chrome

gold leaf

# Aura

design Manuel Vivian



Collection consisting of wall lamps, ceiling lamps and suspended lamps with double-layered coloured Murano glass hand twisted pendants.

Collezione composta da lampade da parete, lampade da soffitto, lampade a sospensione, con pendenti in vetro di Murano colorato incamiciato cristallo e ritorti a mano.

## PL AURA P

Source:

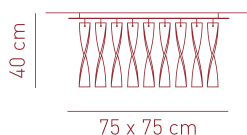
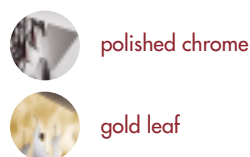
**E27** 4 x Max 20W LED or  
4 x Max 30W fluo or  
4 x Max 100W halo

CE  IP20 +LED

## COLOURS



## FINISH



## PL AUR G 30

Source:

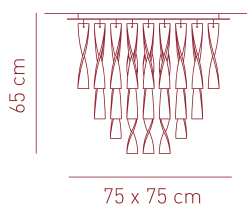
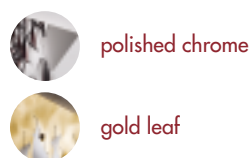
**E27** 4 x Max 20W LED or  
4 x Max 30W fluo or  
4 x Max 100W halo

CE  IP20 +LED

## COLOURS



## FINISH



## PL AURA GR

Source:

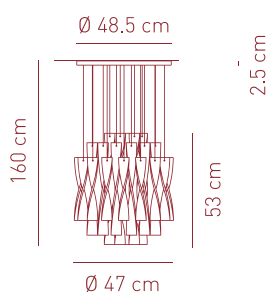
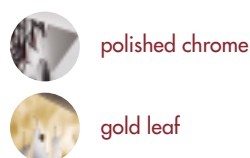
**E27** 4 x Max 20W LED or  
4 x Max 30W fluo or  
4 x Max 100W halo

CE  IP20 +LED

## COLOURS



## FINISH



## SP AURA 45

Source:

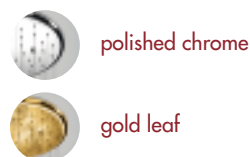
**E27** 1 x Max 27W LED or  
1 x Max 40W fluo or  
1 x Max 150W halo

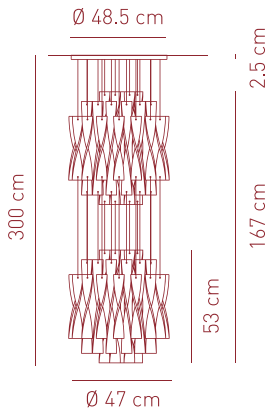
CE  IP20 +LED

## COLOURS



## FINISH





### SP AU 45/2

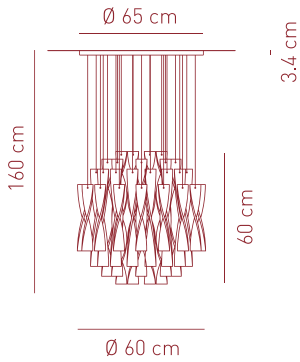
**Source:**  
**E27** 2 x Max 20W LED or  
 2 x Max 23W fluo or  
 2 x Max 150W halo

CE IP20 +LED

### COLOURS



### FINISH



### SP AURA 60

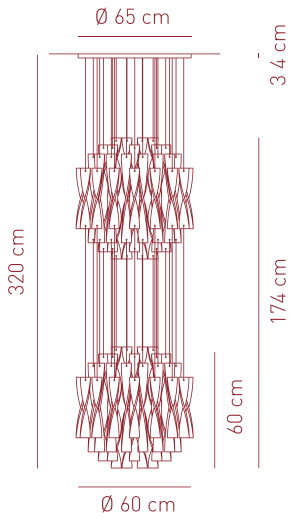
**Source:**  
**E27** 1 x Max 35W LED or  
 1 x Max 60W fluo or  
 1 x Max 250W halo

CE IP20 +LED

### COLOURS



### FINISH



### SP AURA 60/2

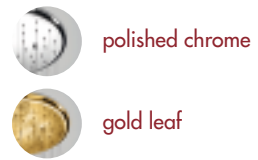
**Source:**  
**E27** 2 x Max 20W LED or  
 2 x Max 23W fluo or  
 2 x Max 250W halo

CE IP20 +LED

### COLOURS



### FINISH

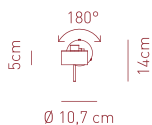
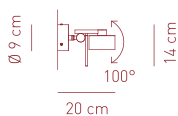


## Ax 20

design Manuel Vivian

Collection consisting of wall lamps, suspended lamps and floor lamps with chrome-plated finish.

Collezione composta da lampade da parete, lampade a sospensione e lampade da terra in metallo cromato.



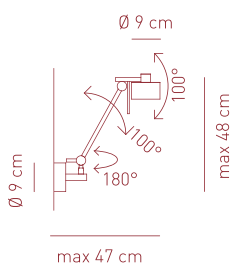
### AP AX20 PI

Source:  
**G9** 1 x Max 60W halo

CE IP20

### COLOUR

● chrome



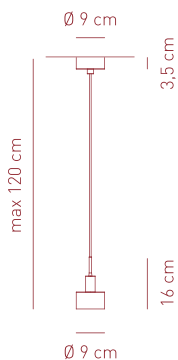
### AP AX20 GR

Source:  
**G9** 1 x Max 60W halo

CE IP20

### COLOUR

● chrome



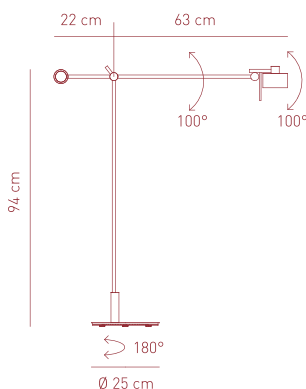
### SP AX20 PI

Source:  
**G9** 1 x Max 60W halo

CE IP20

### COLOUR

● chrome



### PT AX20

Source:  
**G9** 1 x Max 60W halo


CE IP20 dimmable

### COLOUR

● chrome

# Bell

design Manuel Vivian



Collection consisting of ceiling lamps and suspended lamps with a metal frame covered with strips of extra smooth flame-retardant pongé fabric. Available in several colours and sizes. Screw fitting or built-in dimmable LED light source.

Collezione di lampade da soffitto e lampade a sospensione con struttura metallica rivestita con fettuccia di tessuto ignifugato pongé superliscio. Disponibile vari colori e dimensioni. Sorgente luminosa con attacco a vite o a LED integrato dimmerabile.

## COMPOSITION / COMPOSIZIONE

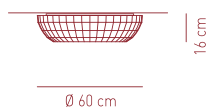

Extra smooth flame retardant pongé fabric - 100% polyester  
Tessuto ignifugato pongé superliscio - 100% poliestere

Glow Wire Test (EN 60598-1): 960 °C

## WEIGHT / PESO

55 ± 5% gr/m<sup>2</sup>

## AVAILABLE UPON REQUEST



### PL BEL 060

#### Source:

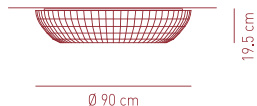
**E27** 2 x Max 16W LED or  
2 x Max 23W fluo or  
2 x Max 57W halo

CE IP20 +LED

Diffuser included

### COLOURS

○ white



### PL BEL 090

#### Source:

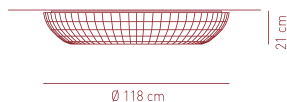
**E27** 3 x Max 16W LED or  
3 x Max 23W fluo or  
3 x Max 57W halo

CE IP20 +LED

Diffuser included

### COLOURS

○ white



### PL BEL 118

#### Source:

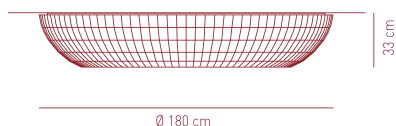
**E27** 4 x Max 16W LED or  
4 x Max 23W fluo or  
4 x Max 57W halo

CE IP20 +LED

Diffuser included

### COLOURS

○ white



### PL BEL 180

#### Source:

**E27** 5 x Max 16W LED or  
5 x Max 23W fluo or  
5 x Max 46W halo

CE IP20 +LED

Diffuser included

### COLOURS

○ white




# Bell

design Manuel Vivian

Collection consisting of ceiling lamps and suspended lamps with a metal frame covered with strips of extra smooth flame-retardant pongé fabric. Available in several colours and sizes. Screw fitting or built-in dimmable LED light source.

Collezione di lampade da soffitto e lampade a sospensione con struttura metallica rivestita con fettuccia di tessuto ignifugato pongé superliscio. Disponibile vari colori e dimensioni. Sorgente luminosa con attacco a vite o a LED integrato dimmerabile.



## SP BEL 045

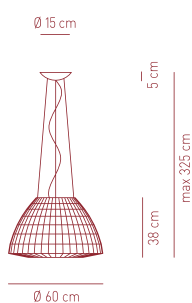
**Source:**  
**E27** 1 x Max 20W LED or  
1 x Max 33W fluo or  
1 x Max 70W halo

CE IP20 +LED

Diffuser not included

## COLOURS

○ white



## SP BEL 060

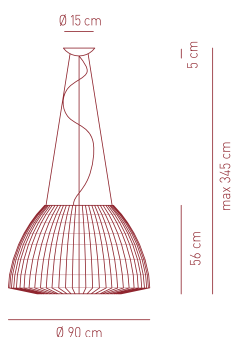
**Source:**  
**E27** 1 x Max 20W LED or  
1 x Max 33W fluo or  
1 x Max 70W halo

CE IP20 +LED

Diffuser not included

## COLOURS

○ white



## SP BEL 090

with upward & downward lighting

**Source:**  
**E27** 4 x Max 20W LED or  
4 x Max 33W fluo or  
4 x Max 46W halo

CE IP20 +LED

Diffuser included

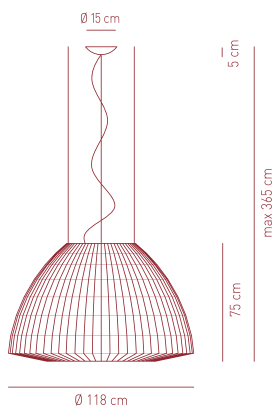
**LED** 75W - diffused beam - 3000K  
CRI 90 - ~6290 lm - 83 lm/W

CE IP20 dimmable DALI +LED

Driver included

## COLOURS

○ white



## SP BEL 118

with upward & downward lighting

**Source:**  
**E27** 4 x Max 20W LED or  
4 x Max 33W fluo or  
4 x Max 57W halo

CE IP20 +LED

Diffuser included

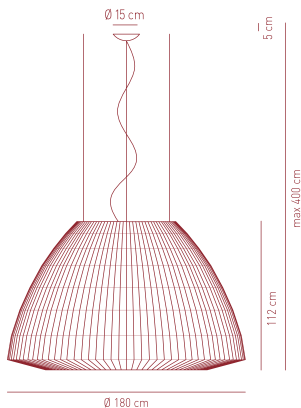
**LED** 95W - diffused beam - 3000K  
CRI 90 - ~6490 lm - 68 lm/W

CE IP20 dimmable DALI +LED

Driver included

## COLOURS

○ white



**SP BEL 180**  
with upward & downward lighting

**COLOURS**



**Source:**

**E27** 4 x Max 16W + 1 x Max 9,5W LED or  
5 x Max 23W fluo or  
4 x Max 57W + 1 x Max 46W halo

CE IP20 +LED

Diffuser included

**LED** 95W - diffused beam - 3000K  
CRI 90 - ~5252 lm - 55 lm/W

CE IP20 - LED

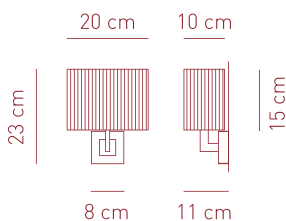
Driver included

## Clavius

design Manuel Vivian

Collection consisting of wall lamps, ceiling lamps, suspended lamps, table lamps and floor lamp. Metal frame and hand-made silken thread lampshade.

*Collezione composta da lampade da parete, lampade da soffitto, lampade a sospensione, lampade da tavolo e lampada da terra con montatura in metallo e paralume lavorato a mano con fili setati.*



**AP CLAV BR**

**COLOURS**



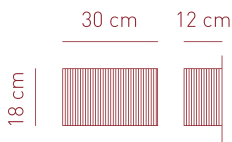
**Source:**

**E14** 1 x Max 6,5W LED or  
1 x Max 12W fluo or  
1 x Max 42W halo

CE IP20 +LED



**FINISH**



**AP CLAV 30**

**COLOURS**



**Source:**

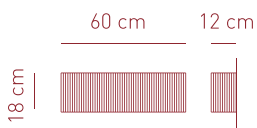
**E14** 1 x Max 6,5W LED or  
1 x Max 12W fluo or  
1 x Max 42W halo

CE IP20 +LED

Diffuser included



**FINISH**



**AP CLAV PI**

**COLOURS**



**Source:**

**E14** 2 x Max 6,5W LED or  
2 x Max 12W fluo or  
2 x Max 42W halo

CE IP20 +LED

Diffuser included



**FINISH**

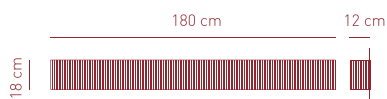


# Clavius

design Manuel Vivian

Collection consisting of wall lamps, ceiling lamps, suspended lamps, table lamps and floor lamp. Metal frame and hand-made silken thread lampshade.

Collezione composta da lampade da parete, lampade da soffitto, lampade a sospensione, lampade da tavolo e lampada da terra con montatura in metallo e paralume lavorato a mano con fili setati.



## AP CLAV GR

**Source:**  
**E14** 6 x Max 6,5W LED or  
 6 x Max 12W fluo or  
 6 x Max 42W halo

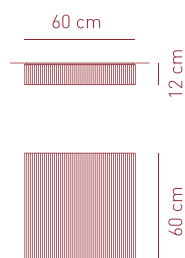
CE IP20 +LED

Diffuser included

## COLOURS



## FINISH



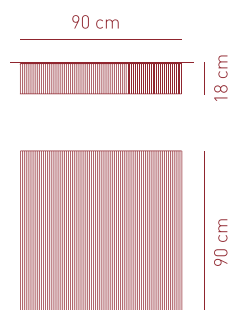
## PL CLAVIU

**Source:**  
**E27** 3 x Max 9,5W LED or  
 3 x Max 12W fluo or  
 3 x Max 46W halo

CE IP20 +LED

Diffuser included

## COLOURS



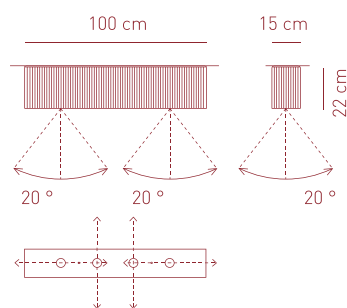
## PL CLAV 90

**Source:**  
**E27** 3 x Max 16W LED or  
 3 x Max 23W fluo or  
 3 x Max 70W halo

CE IP20 +LED

Diffuser included

## COLOURS



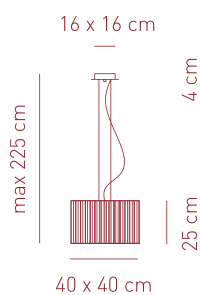
## PL CLA 100

**Source:**  
**LED** 4 x 11,5W - 40° beam - 2700K  
 CRI 80 - 4 x ~1015 lm - 99 lm/W

CE IP20 - LED

driver included

## COLOURS



## SP CLAV 40

**Source:**  
**E27** 4 x Max 6,5W LED or  
 4 x Max 12W fluo or  
 4 x Max 46W halo


CE IP20 +LED

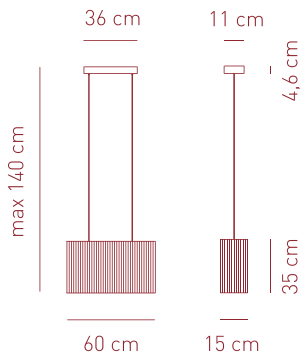
Diffuser included

## COLOURS



## FINISH





### SP CLAVI P

#### Source:

**E27** 2 x Max 16W LED or  
2 x Max 21W fluo or  
2 x Max 70W halo

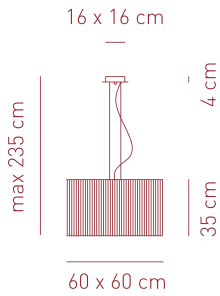
CE IP20 +LED

Diffuser not included

### COLOURS



### FINISH



### SP CLAV 60

#### Source:

**E27** 4 x Max 16W LED or  
4 x Max 21W fluo or  
4 x Max 70W halo

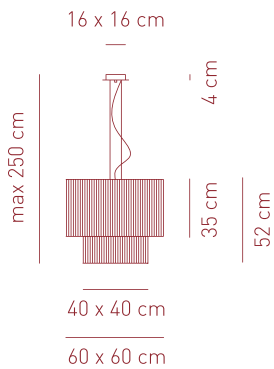

CE IP20 +LED

Diffuser included

### COLOURS



### FINISH



### SP CL 60 40

#### Source:

**E27** 4 x Max 16W LED or  
4 x Max 21W fluo or  
4 x Max 70W halo

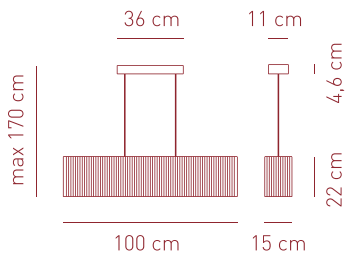

CE IP20 +LED

Diffuser included

### COLOURS



### FINISH



### SP CLAVIU LED

#### Source:

**LED** 34,2W diffused beam - 2700K  
CRI 80 - ~3470 lm - 101 lm/W


CE IP20 - dimmable DALI +LED

Diffuser not included (optional)

### COLOURS



### FINISH

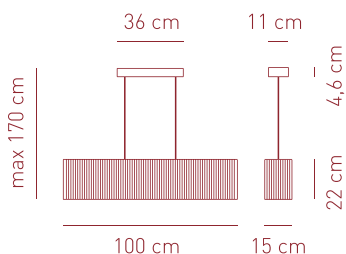


# Clavius

design Manuel Vivian

Collection consisting of wall lamps, ceiling lamps, suspended lamps, table lamps and floor lamp. Metal frame and hand-made silken thread lampshade.

Collezione composta da lampade da parete, lampade da soffitto, lampade a sospensione, lampade da tavolo e lampada da terra con montatura in metallo e paralume lavorato a mano con fili setati.



## SP CLAVIU FLE

Source:  
**FLUO** G5 1 x 39W

CE IP20

Diffuser not included (optional)

## COLOURS

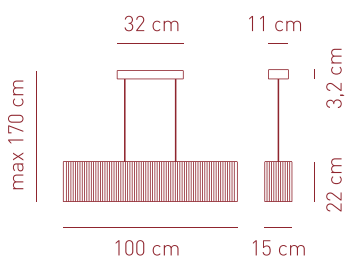
white tobacco

sand

## FINISH

chrome

gold



## SP CLAVIU E27

Source:  
**E27** 3 x Max 16W LED or  
3 x Max 21W fluo or  
3 x Max 70W halo

CE IP20 +LED

Diffuser not included (optional)

## COLOURS

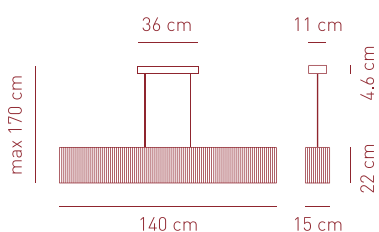
white tobacco

sand

## FINISH

chrome

gold



## SP CLA 140 LED

Source:  
**LED** 45,6W - 2700K  
CRI 80 - ~4626 lm - 101 lm/W

CE IP20 dimmable DALI +LED

Diffuser not included (optional)

## COLOURS

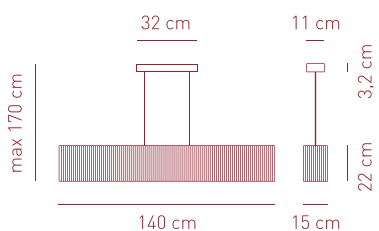
white tobacco

sand

## FINISH

chrome

gold



## SP CLA 140 E27

Source:  
**E27** 4 x Max 16W LED or  
4 x Max 21W fluo or  
4 x Max 70W halo

CE IP20 +LED

Diffuser not included (optional)

## COLOURS

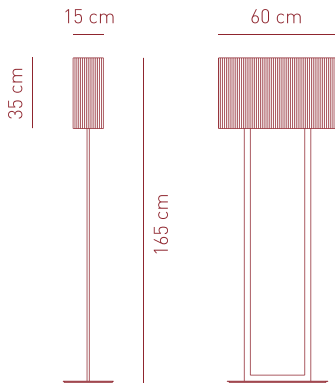
white tobacco

sand

## FINISH

chrome

gold



### PT CLAVIU

**Source:**

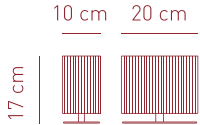

**E27** 2 x Max 16W LED or  
2 x Max 21W fluo or  
2 x Max 70W halo  
(dimnable lamps required)

CE □ IP20  $\frac{-}{\text{dimmable}}$  +LED

### COLOURS



### FINISH



### LT CLAV XP

**Source:**

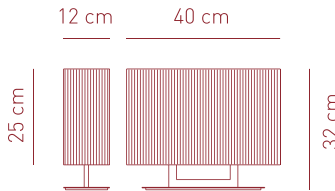

**E14** 1 x Max 6,5W LED or  
1 x Max 12W fluo or  
1 x Max 42W halo

CE □ IP20 +LED

### COLOURS



### FINISH



### LT CLAVI P

**Source:**

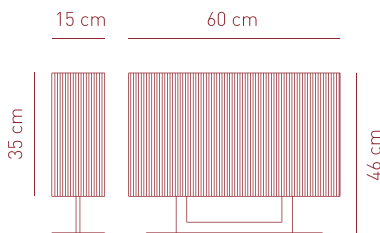

**E14** 2 x Max 6,5W LED or  
2 x Max 12W fluo or  
2 x Max 42W halo

CE □ IP20 +LED

### COLOURS



### FINISH



### LT CLAVI G

**Source:**


**E27** 2 x Max 16W LED or  
2 x Max 21W fluo or  
2 x Max 70W halo

CE □ IP20 +LED

### COLOURS

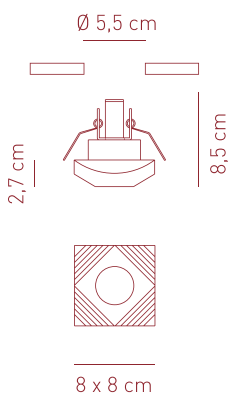


### FINISH



## Crystal spotlight

design Manuel Vivian



Crystal recessed downlight with metal finish.  
Light source with 12V GY6.35, GU4 fitting, or G9 fitting.  
*Faretto ad incasso in cristallo. Sorgente luminosa con attacco GY6.35 o GU4 a 12V oppure con attacco G9.*

### FA MENCAR

### COLOUR

Source:

**G9** 1 x Max 40W halo 220-240VAC  crystal

  IP20

Source:

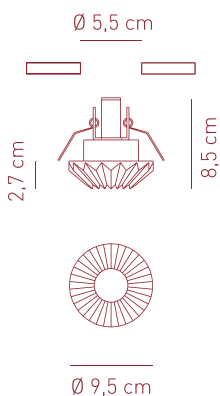
**GY6.35** 1 x Max 35W 12VAC or

**GU4** 1 x Max 35W 12VAC dicr.

  IP20  with dedicated PSU

for transformer and dimming technology, please refer to our Axo Light pricelist or contact our representatives

hole  $\varnothing$  5.5 cm  
min depth 10 cm



### FA NASHIR

### COLOUR

Source:

**G9** 1 x Max 40W halo 220-240VAC  crystal

  IP20

Source:

**GY6.35** 1 x Max 35W 12VAC or

**GU4** 1 x Max 35W 12VAC dicr.

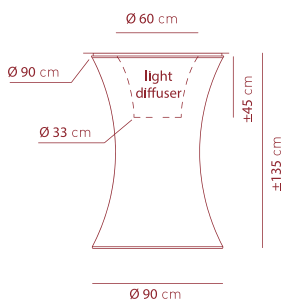
  IP20  with dedicated PSU

for transformer and dimming technology, please refer to our Axo Light pricelist or contact our representatives

hole  $\varnothing$  5.5 cm  
min depth 10 cm

## Euler

design Cambi - Scatena - Turini



Collection of ceiling lamps made in white stretch fabric.  
*Collezione di lampade da soffitto in tessuto elastico bianco.*

### COMPOSITION/COMPOSIZIONE

Synthetic fabric / Polyamide 92% + Elastan 8%

Tessuto sintetico / Poliammide 92% + Elastan 8%

Colore / Colour Pantone star white 11-4202 TPX

Glow Wire test (EN 60598-1): 750 °C

### WEIGHT/PESO

70 gr/m<sup>2</sup>

### PL EULER P

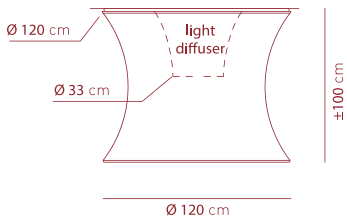
### COLOUR

Source:

**FLUO** GX24q-4 4 x 42W

  IP20  dimmable DALI

 white



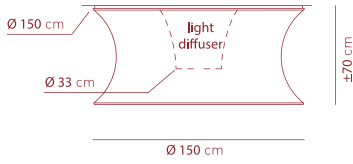
**PL EULER M**

Source:  
**FLUO** GX24q-4 4 x 42W



**COLOUR**

 white



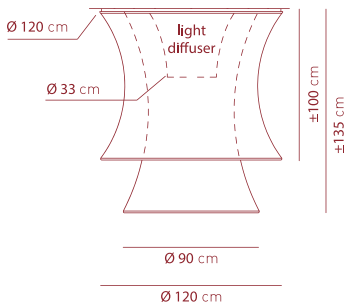
**PL EULER G**

Source:  
**FLUO** GX24q-4 4 x 42W



**COLOUR**

 white



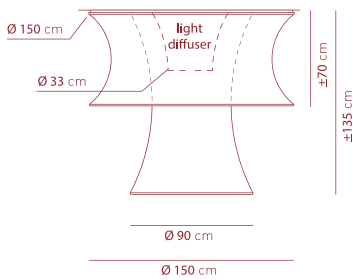
**PL EULE MP**

Source:  
**FLUO** GX24q-4 4 x 42W



**COLOUR**

 white



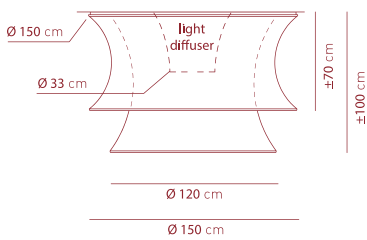
**PL EULE GP**

Source:  
**FLUO** GX24q-4 4 x 42W



**COLOUR**

 white



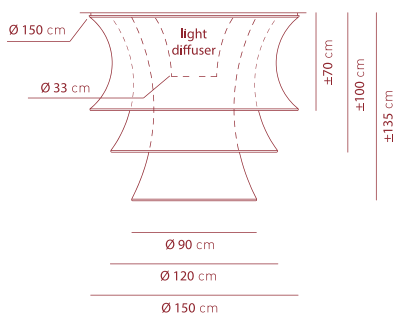
**PL EULE GM**

Source:  
**FLUO** GX24q-4 4 x 42W



**COLOUR**

 white



**PL EUL GMP**

Source:  
**FLUO** GX24q-4 4 x 42W



**COLOUR**

 white

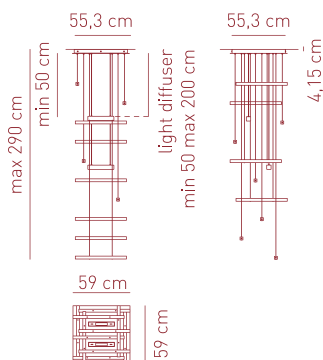


# Explo

design Manuel Vivian

Collection of suspended lamps with painted metal and steel frame and with hand-made Murano glass bars. Light source with R7s fitting. Customised compositions are possible upon request.

Collezione di lampade a sospensione con montatura verniciata e acciaio, con barre in vetro di Murano lavorate a mano. Sorgente luminosa con attacco R7s. Possibilità di composizioni personalizzate.



## SP EXP Q10

Source:  
R7S 2 x Max 120W (118)

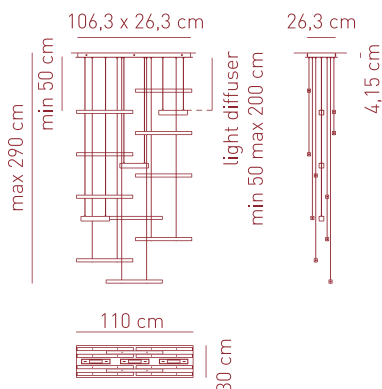
CE IP20

## COLOURS

○ white ● red

## FINISH

○ white and steel



## SP EXPL 10

Source:  
R7S 3 x Max 120W (118)

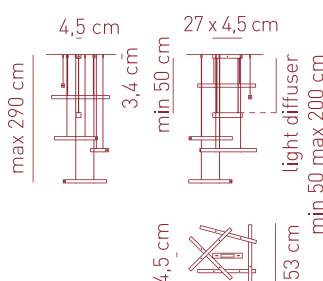
CE IP20

## COLOURS

○ white ● red

## FINISH

○ white and steel



## SP EXPLO 5

Source:  
R7S 1 x Max 120W (118)

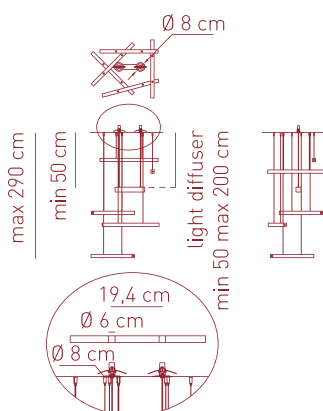
CE IP20

## COLOURS

○ white ● red

## FINISH

○ white and steel



## SP EXPL I 5

Source:  
R7S 1 x Max 120W (118)

CE IP20

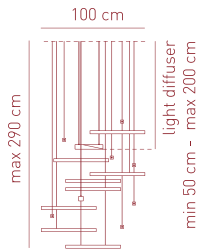
hole Ø 6 cm  
min depth 10 cm

## COLOURS

○ white ● red

## FINISH

○ white and steel



**SP EXPL I 5**  
**100X100 COMPOSITION**  
 customised composition example  
 15 glass bars & 2 light diffusers

**Source:**  
**R7S** 2 x Max 120W (118)

CE IP20

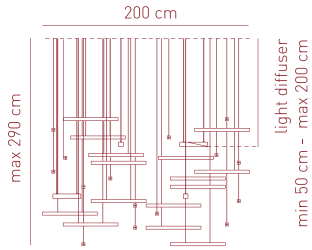
hole Ø 6 cm  
 min depth 10 cm

**COLOURS**

○ white ● red

**FINISH**

white and steel



**SP EXPL I 5**  
**200X100 COMPOSITION**  
 customised composition example  
 30 glass bars & 4 light diffusers

**Source:**  
**R7S** 4 x Max 120W (118)

CE IP20

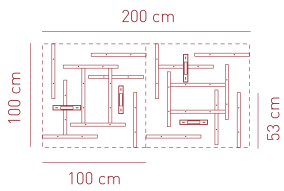
hole Ø 6 cm  
 min depth 10 cm

**COLOURS**

○ white ● red

**FINISH**

white and steel



**SP EXPL I 5**  
**200X200 COMPOSITION**  
 customised composition example  
 60 glass bars & 8 light diffusers

**Source:**  
**R7S** 8 x Max 120W (118)

CE IP20

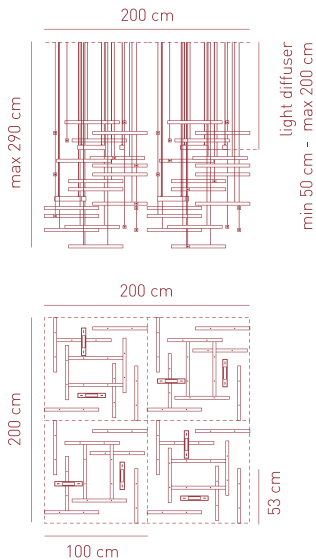
hole Ø 6 cm  
 min depth 10 cm

**COLOURS**

○ white ● red

**FINISH**

white and steel

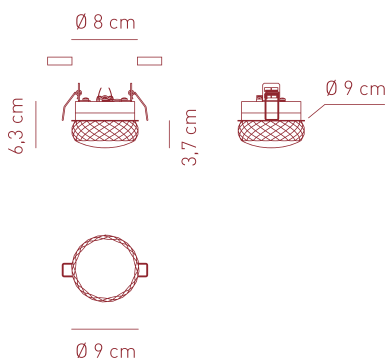


# Fairy

design Manuel Vivian

Collection consisting of recessed downlights, wall lamps, ceiling lamps and suspended lamps with chromed metal frame and glass diffuser.

Collezione composta da faretti, lampade da parete, lampade da soffitto e lampade a sospensione con struttura in metallo e diffusore in cristallo.



## FA FAIRY

### Source:

**LED** 6,2W - 350mA - diffused beam - 2700K

CRI 90 - ~478 lm - 77 lm/W



driver not included

for drivers and dimming technology, please refer to our Axo Light pricelist or contact our representatives

hole  $\varnothing$  5.5 cm /  
min depth 10 cm

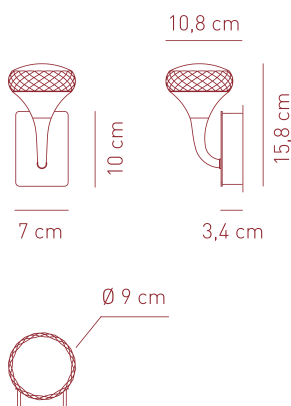
## DIFFUSER COLOURS

crystal grey

amber

## FINISH

chrome



## AP FAIRY

### Source:

**LED** 6,2W - diffused beam - 2700K

CRI 90 - ~478 lm - 77 lm/W



driver included

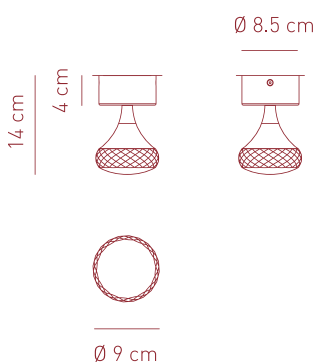
## DIFFUSER COLOURS

crystal grey

amber

## FINISH

chrome



## PL FAIRY

### Source:

**LED** 6,2W - diffused beam - 2700K

CRI 90 - ~478 lm - 77 lm/W



driver included

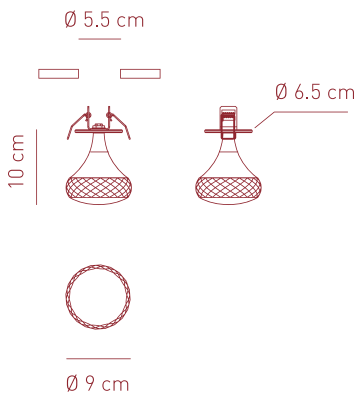
## DIFFUSER COLOURS

crystal grey

amber

## FINISH

chrome



### PL FAIRY I recessed

**Source:**

**LED** 6,2W - 350mA - diffused beam  
- 2700K  
CRI 90 - ~478 lm - 77 lm/W



driver not included

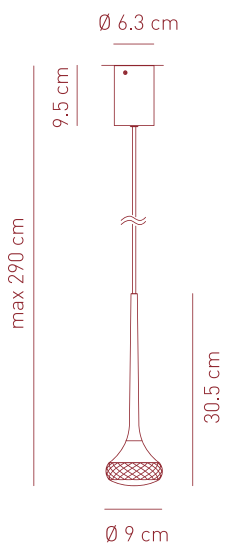
for drivers and dimming technology,  
please refer to our Axo Light pricelist  
or contact our representatives

hole  $\varnothing$  5.5 cm  
min depth 10 cm

### DIFFUSER COLOURS



### FINISH



### SP FAIRY


**Source:**

**LED** 6,2W - diffused beam - 2700K  
CRI 90 - ~478 lm - 77 lm/W

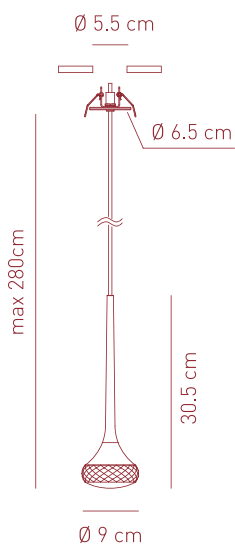


driver included

### DIFFUSER COLOURS



### FINISH



### SP FAIRY I

**Source:**

**LED** 6,2W - 350mA - diffused beam  
- 2700K  
CRI 90 - ~478 lm - 77 lm/W

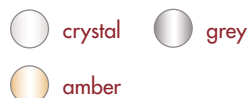


driver not included

for drivers and dimming technology,  
please refer to our Axo Light pricelist  
or contact our representatives

hole  $\varnothing$  5.5 cm  
min depth 10 cm

### DIFFUSER COLOURS



### FINISH

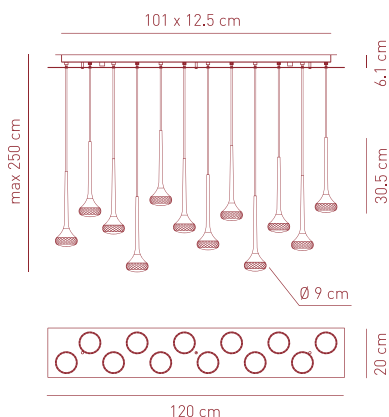


# Fairy

design Manuel Vivian

Collection consisting of recessed downlights, wall lamps, ceiling lamps and suspended lamps with chromed metal frame and glass diffuser.

Collezione composta da faretti, lampade da parete, lampade da soffitto e lampade a sospensione con struttura in metallo e diffusore in cristallo.



## SP FAI 12 R

Source:

**LED** 12 x 6,2W - diffused beam - 2700K  
CRI 90 - 12x ~478 lm - 77 lm/W

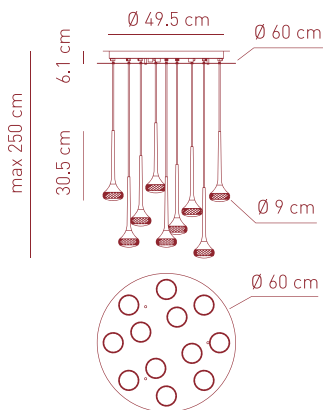



driver included

## DIFFUSER COLOURS



## FINISH



## SP FAIR 12

Source:

**LED** 12 x 6,2W - diffused beam - 2700K  
CRI 90 - 12x ~478 lm - 77 lm/W

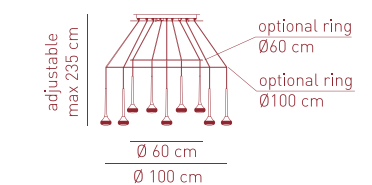



driver included

## DIFFUSER COLOURS

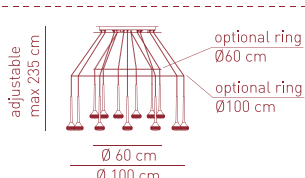
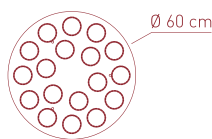
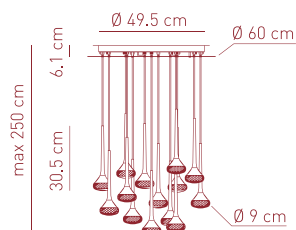


## FINISH



Ring for customised composition optional

We suggest the use of both the Ø 60 cm and Ø 100 cm rings together when creating customised compositions



### SP FAIRY 18

#### Source:

**LED** 18 x 6,2W - diffused beam  
- 2700K  
CRI 90 - 18 x ~478 lm - 77 lm/W



driver included


Ring for customised composition optional

We suggest the use of both the Ø 60 cm and Ø 100 cm rings together when creating customised compositions

### DIFFUSER COLOURS



### FINISH

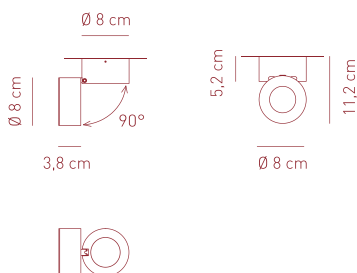


## Favilla

design Manuel Vivian

Collection consisting of adjustable wall or ceiling lamps in aluminium, also in a recessed version.

Collezione composta da lampada da parete o da soffitto in alluminio in vari colori, orientabile. Disponibile anche nella versione ad incasso.



### FAVILLA WALL/CEILING/SPOT

#### Source:

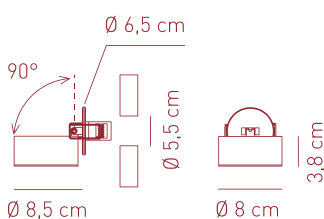
**LED**  
22° or 45° beam - driver included

6,2W: CRI 90 - ~437 lm - 70 lm/W - 2700K

8,4W: CRI 80 - ~594 lm - 70 lm/W - 4000K



### COLOURS



### FAVILLA RECESSED

#### Source:

**LED**  
350mA - 22° or 45° beam

6,2W: CRI 90 - ~437 lm - 70 lm/W - 2700K



driver not included

for drivers and dimming technology, please refer to our Axo Light pricelist or contact our representatives

hole Ø 5.5 cm  
min depth 10 cm

### COLOURS

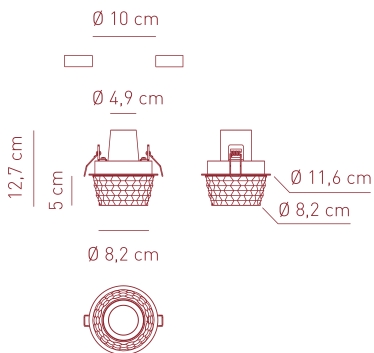


# Fedora

design Dima Loginoff

Collection consisting of recessed downlight and suspended lamps.

Collezione composta da faretto ad incasso e lampade a sospensione.



## FA FEDORA

Source:

**GU10** LED 1 x Max 7,5W  
only LED bulb 220-240VAC

CE IP20 LED

hole  $\varnothing$  10 cm  
min depth 10 cm

## COLOURS

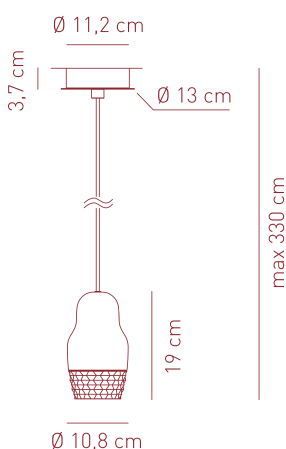


glass

## FINISH



white varnished metal



## SP FEDOR 1

Source:

**GU10** LED 1 x Max 7,5W  
only LED bulb 220-240VAC

CE IP20 LED

hole  $\varnothing$  10 cm  
min depth 10 cm

## COLOURS



rose gold+glass



bronze+glass

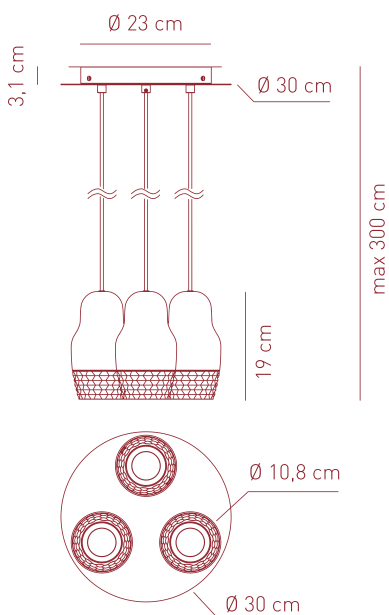


chrome+glass

## FINISH



white varnished metal



## SP FEDOR 3

Source:

**GU10** LED 3 x Max 7,5W  
only LED bulbs 220-240VAC

CE IP20 LED

## COLOURS



rose gold+glass



bronze+glass

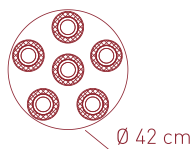
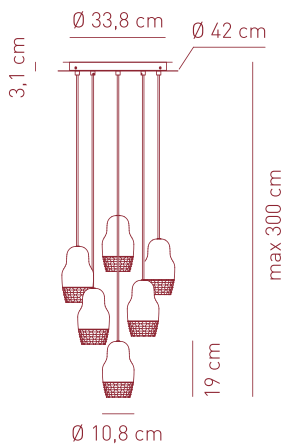


chrome+glass

## FINISH



white varnished metal




### SP FEDOR 6

Source:  
**GU10** LED 6 x Max 7,5W  
**only** LED bulbs 220-240V<sub>AC</sub>

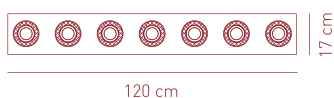
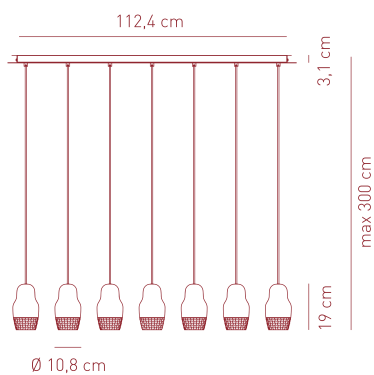
CE IP20 LED

### COLOURS

-  rose gold+glass
-  bronze+glass
-  chrome+glass

### FINISH

-  white varnished metal






### SP FEDOR 7

Source:  
**GU10** LED 7 x Max 7,5W  
**only** LED bulbs 220-240V<sub>AC</sub>


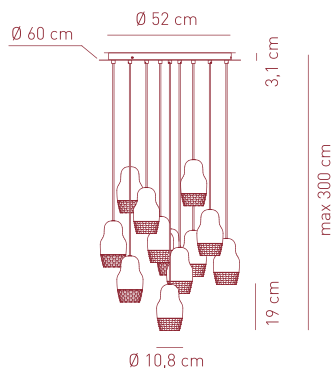
CE IP20 LED

### COLOURS

-  rose gold+glass
-  bronze+glass
-  chrome+glass

### FINISH

-  white varnished metal






### SP FEDO 12

Source:  
**GU10** LED 12 x Max 7,5W  
**only** LED bulbs 220-240V<sub>AC</sub>

CE IP20 LED

### COLOURS

-  rose gold+glass
-  bronze+glass
-  chrome+glass

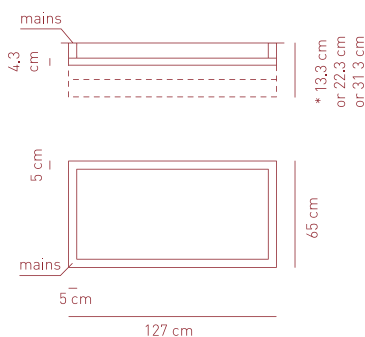
### FINISH

-  white varnished metal



# Framework LED

design Manuel Vivian



Collection consisting of ceiling or wall lamps and suspended lamps in white aluminium. Available in several sizes. The ceiling/wall lamps are also supplied in three different heights. Built-in LED light source.

Collezione di lampade da soffitto o da parete e lampade a sospensione in alluminio bianco. Disponibile in varie dimensioni. Le lampade da soffitto/da parete sono fornite in tre diverse altezze. Sorgente luminosa a LED integrato dimmerabile.

## FINISH/FINITURA

Wrinkled-white aluminium

Alluminio verniciato bianco raggrinzato

## PL FW P 090/180/270

application: both as ceiling or wall lamp

### Source:

**LED** 65,6W - diffused beam - 3000K

CRI 80 - ~8824 lm - 134,5 lm/W

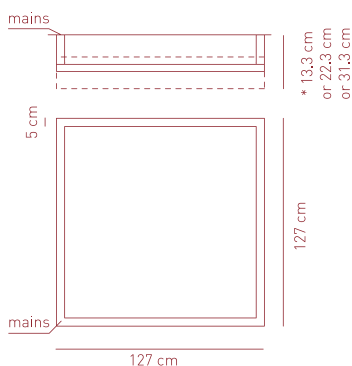


driver included

## COLOUR



wrinkled white aluminium



## PL FW M 090/180/270

application: both as ceiling or wall lamp

### Source:

**LED** 65,6W - diffused beam - 3000K

CRI 80 - ~8824 lm - 134,5 lm/W

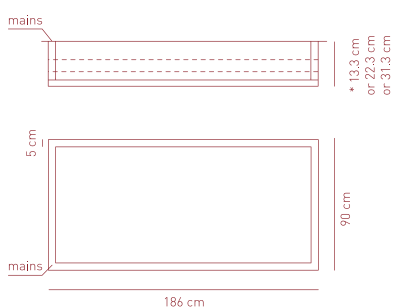


driver included

## COLOUR



wrinkled white aluminium



## PL FW G 090/180/270

application: both as ceiling or wall lamp

### Source:

**LED** 98,4W - diffused beam - 3000K

CRI 80 - ~13236 lm - 131 lm/W



driver included

## COLOUR



wrinkled white aluminium

## \*Available heights




PL FW P/M/G 090



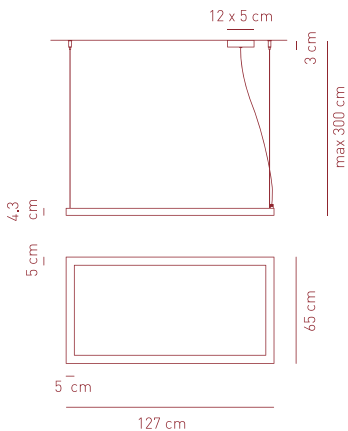
PL FW P/M/G 180



PL FW P/M/G 270



diffuser



### SP FRAME P

Source:

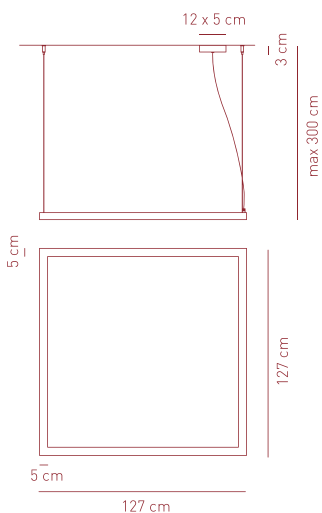
**LED** 65,6W - diffused beam - 3000K  
CRI 80 - ~8824 lm - 134,5 lm/W



driver included

### COLOUR

-  wrinkled white aluminium
-  white canopy



### SP FRAME M

Source:

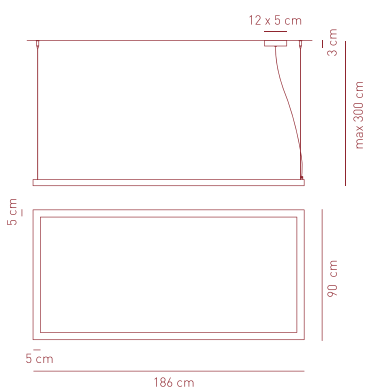
**LED** 65,6W - diffused beam - 3000K  
CRI 80 - ~8824 lm - 134,5 lm/W



driver included

### COLOUR

-  wrinkled white aluminium
-  white canopy



### SP FRAME G

Source:

**LED** 98,4W - diffused beam - 3000K  
CRI 80 - ~13236 lm - 131 lm/W



driver included

### COLOUR

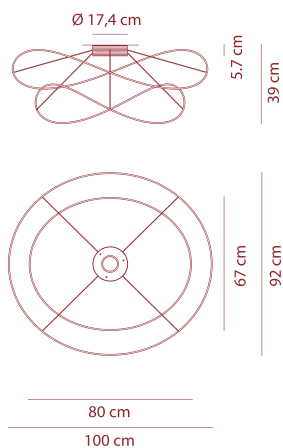
-  wrinkled white aluminium
-  white canopy

# Hoops

design Giovanni Barbato

Collection consisting of ceiling lamps and suspended lamps with interchangeable elements in different shapes and sizes. Gold finish. Built-in dimmable LED light source. The suspended lamps can light upward and downward.

Collezione composta da lampade da soffitto e lampade a sospensione con elementi intercambiabili di diverse forme e dimensioni. Finitura dorata. Sorgente luminosa a LED integrato dimmerabile. Le lampade a sospensione prevedono un'illuminazione uplight e downlight.



## PL HOOPS 2

Source:

**LED** 16,6W - diffused beam - 3000K  
CRI 90 - ~1210 lm - 73 lm/W


CE IP20 - 220-240V<sub>AC</sub> **LED**

## COLOUR

gold

## FINISH

gold finish



## PL HOOPS 3

Source:

**LED** 16,6W - diffused beam - 3000K  
CRI 90 - ~1210 lm - 73 lm/W

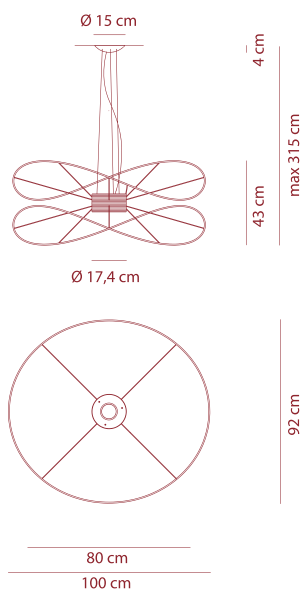
CE IP20 - 220-240V<sub>AC</sub> **LED**

## COLOUR

gold

## FINISH

gold finish



## SP HOOPS 2 with upward & downward light

Source:

**LED** 33,2W - diffused beam - 3000K  
CRI 90 - ~2420 lm - 73 lm/W

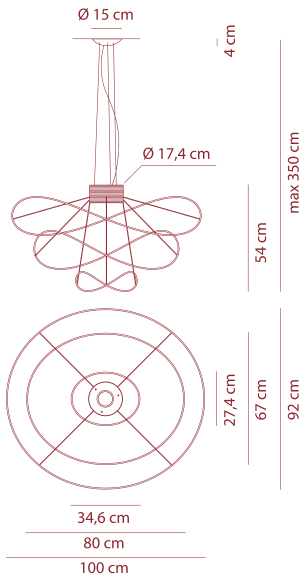
CE IP20 - 220-240V<sub>AC</sub> **LED**

## COLOUR

gold

## FINISH

gold finish



**SP HOOPS 3**  
with upward & downward light

Source:

**LED** 33,2W - diffused beam - 3000K  
CRI 90 - ~2420 lm - 73 lm/W

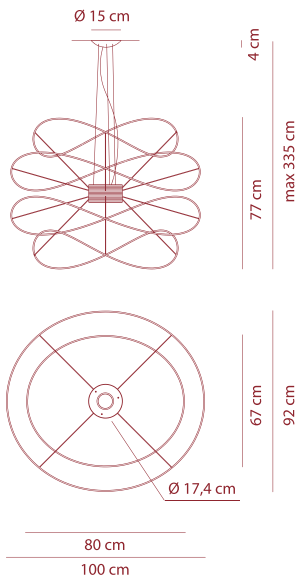
CE IP20  220-240V<sub>AC</sub> **LED**

**COLOUR**

 gold

**FINISH**

 gold finish



**SP HOOPS 4**  
with upward & downward light

Source:

**LED** 33,2W - diffused beam - 3000K  
CRI 90 - ~2420 lm - 73 lm/W

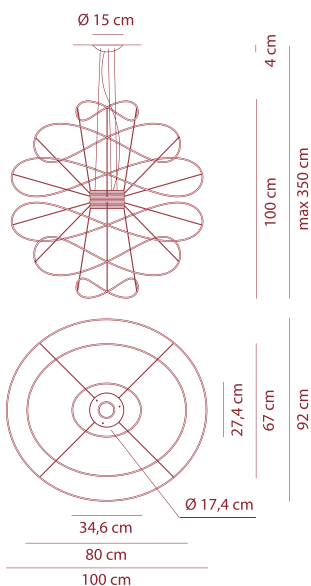
CE IP20  220-240V<sub>AC</sub> **LED**

**COLOUR**

 gold

**FINISH**

 gold finish



**SP HOOPS 6**  
with upward & downward light

Source:

**LED** 33,2W - diffused beam - 3000K  
CRI 90 - ~2420 lm - 73 lm/W

CE IP20  220-240V<sub>AC</sub> **LED**

**COLOUR**


 gold

**FINISH**

 gold finish

# Layers

design Vanessa Vivian



Collection consisting of suspended lamps with a metal frame covered with strips of extra smooth flame-retardant pongé fabric. Available in several colours and sizes. Screw fitting light source.

Collezione di lampade a sospensione con struttura metallica rivestita con fettuccia di tessuto ignifugato pongé superliscio. Disponibile vari colori e dimensioni. Sorgente luminosa con attacco a vite.

## COMPOSIZIONE/COMPOSITION

Extra smooth flame retardant pongé fabric – 100% polyester

Tessuto ignifugato pongé superliscio – 100% poliestere

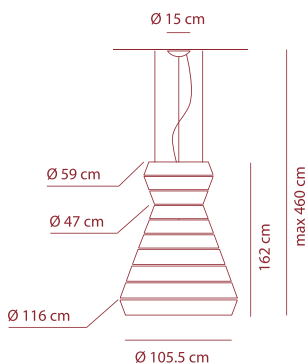
Glow Wire Test (EN 60598-1): 960°C

## PESO/WEIGHT

55 ± 5% gr/m<sup>2</sup>

## AVAILABLE UPON REQUEST

-  orange
-  warm white
-  gold yellow
-  light grey
-  dark grey
-  brick red
-  burgundy
-  red
-  light green
-  Multicolor 1: burgundy + red + orange + yellow
-  Multicolor 2: dark grey + light grey + white



## SP LAY A

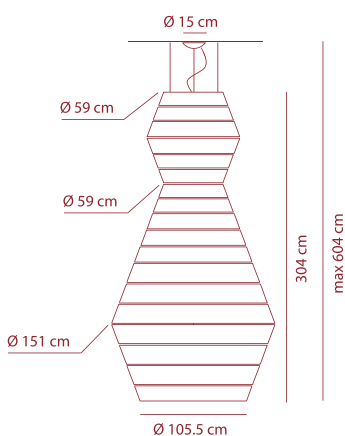
### Source:

**E27** 9 x Max 16W LED or  
9 x Max 20W fluo or  
9 x Max 70W halo

**CE**  **IP20 +LED**

## COLOUR

 white



## SP LAY B

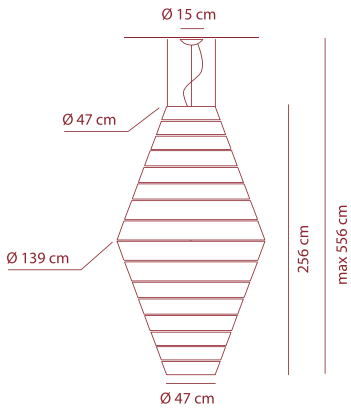
### Source:

**E27** 15 x Max 16W LED or  
15 x Max 20W fluo or  
15 x Max 70W halo

**CE**  **IP20 +LED**

## COLOUR

 white



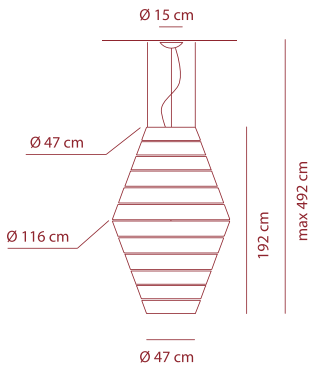
### SP LAY C

**Source:**  
**E27** 15 x Max 16W LED or  
 15 x Max 20W fluo or  
 15 x Max 70W halo

CE IP20 +LED

### COLOUR

○ white



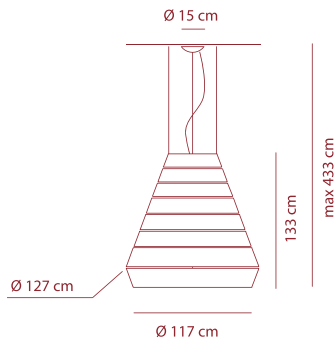
### SP LAY D

**Source:**  
**E27** 9 x Max 16W LED or  
 9 x Max 20W fluo or  
 9 x Max 70W halo

CE IP20 +LED

### COLOUR

○ white



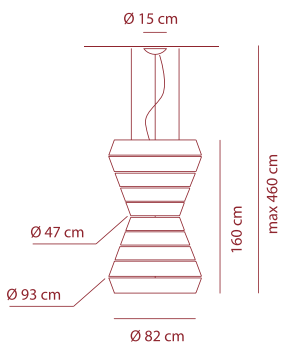
### SP LAY E

**Source:**  
**E27** 9 x Max 16W LED or  
 9 x Max 20W fluo or  
 9 x Max 70W halo

CE IP20 +LED

### COLOUR

○ white



### SP LAY F

**Source:**  
**E27** 9 x Max 16W LED or  
 9 x Max 20W fluo or  
 9 x Max 70W halo

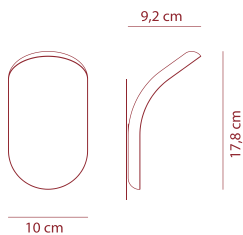
CE IP20 +LED

### COLOUR

○ white

# Lik

design Serge & Robert Cornelissen



Collection of aluminium wall lamps. Built-in dimmable LED light.

Lampada da parete in alluminio. Sorgente luminosa a LED integrato dimmerabile.

## AP LIK

### Source:

**LED** 16,6W - 3000K  
CRI 90 - ~1480 lm - 89 lm/W

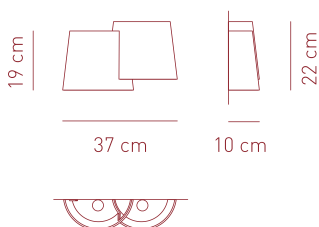
CE IP20 220-240Vac **LED**

## COLOURS

wrinkled white matt bronze  
 matt nickel

# Melting Pot

design Sandro Santantonio



Collection consisting of wall lamps, suspended lamps and floor lamps.

The lampshades coming in various decorative patterns.

Opalescent diffusers available on request. Screw fitting light source.

Collezione composta da lampade da parete, a sospensione e da terra.

I paralumi sono proposti con diversi pattern decorativi. Diffusori opalescenti disponibili su richiesta. Sorgente luminosa con attacco a vite.

## AP MELTIN

### Source:

**E27** 2 x Max 16W LED or  
2 x Max 15W fluo or  
2 x Max 30W halo

CE IP20 **LED**


## FINISH

white varnished metal

## COLOURS



light patterns:



dark patterns:



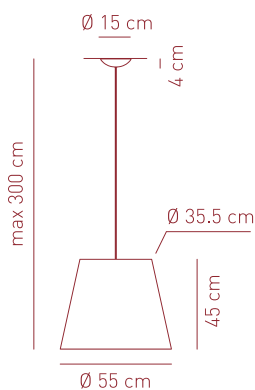
**BC**  
light patterns outside/  
white inside



**NE**  
dark patterns outside/  
gold inside



**BO**  
light patterns outside/  
gold inside



## SP MELT 55

### Source:

**E27** 3 x Max 16W LED or  
3 x Max 15W fluo or  
3 x Max 70W halo

CE IP20 **LED**

## FINISH


white canopy

Diffuser not included (optional)

## COLOURS



light patterns:



dark patterns:



**BA**  
light patterns outside/  
silver inside



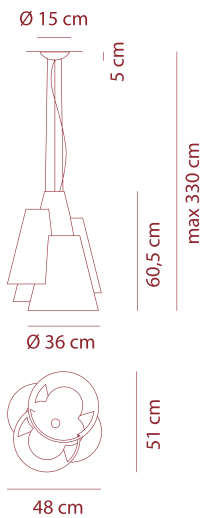
**NA**  
dark patterns outside/  
silver inside



**BO**  
light patterns outside/  
gold inside



**NE**  
dark patterns outside/  
gold inside



### SP MELT 60

**Source:**  
**E27** 1 x Max 16W LED or  
 1 x Max 23W fluo or  
 1 x Max 70W halo

**CE** **IP20 +LED**

Diffuser not included (optional)

### FINISH



### COLOURS

light patterns:



**BC**  
 light patterns outside/  
 white inside




**BA**  
 light patterns outside/  
 silver inside




**BO**  
 light patterns outside/  
 gold inside

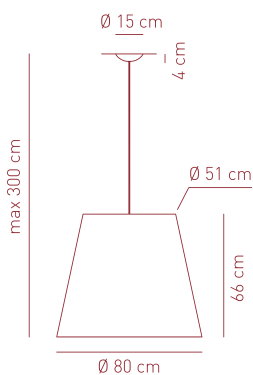
dark patterns:



**NA**  
 dark patterns outside/  
 silver inside



**NE**  
 dark patterns outside/  
 gold inside



### SP MELT 80

**Source:**  
**E27** 3 x Max 16W LED or  
 3 x Max 15W fluo or  
 3 x Max 70W halo

**CE** **IP20 +LED**

Diffuser not included (optional)

### FINISH



### COLOURS



light patterns:



**BA**  
 light patterns outside/  
 silver inside



**BO**  
 light patterns outside/  
 gold inside



dark patterns:



**NA**  
 dark patterns outside/  
 silver inside

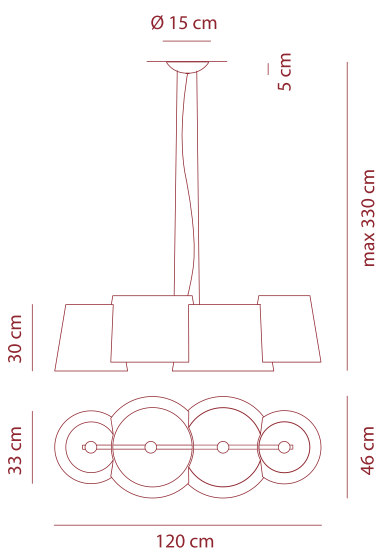


**NE**  
 dark patterns outside/  
 gold inside



# Melting Pot

design Sandro Santantonio



Collection consisting of wall lamps, suspended lamps and floor lamps.  
The lampshades coming in various decorative patterns.  
Opalescent diffusers available on request.  
Screw fitting light source.

*Collezione composta da lampade da parete, a sospensione e da terra.  
I paralumi sono proposti con diversi pattern decorativi.  
Diffusori opalescenti disponibili su richiesta.  
Sorgente luminosa con attacco a vite.*

## SP MEL 115

### Source:

**E27** 4 x Max 16W LED or  
4 x Max 23W fluo or  
4 x Max 70W halo

CE  **IP20 +LED**

Diffuser not included (optional)

## FINISH



white canopy

## COLOURS

light patterns:



**BC**  
light patterns outside/  
white inside



**BA**  
light patterns outside/  
silver inside



**BO**  
light patterns outside/  
gold inside



Diffusers not included  
(optional)

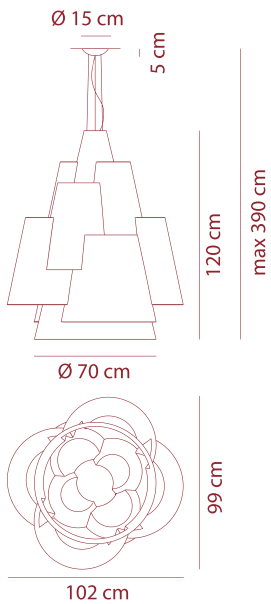
dark patterns:



**NA**  
dark patterns outside/  
silver inside



**NE**  
dark patterns outside/  
gold inside



### SP MEL 120

**Source:**  
**E27** 3 x Max 16W LED or  
 3 x Max 23W fluo or  
 3 x Max 70W halo

CE IP20 +LED


Diffuser not included (optional)

### FINISH



### COLOURS

light patterns:



**BC**  
 light patterns outside/  
 white inside



**BA**  
 light patterns outside/  
 silver inside




**BO**  
 light patterns outside/  
 gold inside



Diffusers not included  
 (optional)

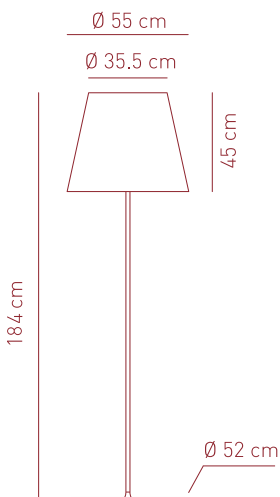
dark patterns:



**NA**  
 dark patterns outside/  
 silver inside



**NE**  
 dark patterns outside/  
 gold inside



### PT MELT 55

**Source:**  
**E27** 3 x Max 16W LED or  
 3 x Max 15W fluo or  
 3 x Max 70W halo

(Dimmable lamps required)

CE IP20 - dimmable +LED

### COLOURS



light patterns:



**BA**  
 light patterns outside/  
 silver inside



**BO**  
 light patterns outside/  
 gold inside

### FINISH



dark patterns:



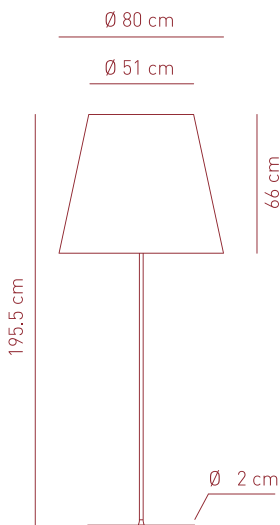
**NA**  
 dark patterns outside/  
 silver inside



**NE**  
 dark patterns outside/  
 gold inside

## Melting Pot

design Sandro Santantonio



Collection consisting of wall lamps, suspended lamps and floor lamps.

The lampshades coming in various decorative patterns.

Opalescent diffusers available on request. Screw fitting light source.

Collezione composta da lampade da parete, a sospensione e da terra.

I paralumi sono proposti con diversi pattern decorativi. Diffusori opalescenti disponibili su richiesta. Sorgente luminosa con attacco a vite.

### PT MELT 80

Source:

**E27** 3 x Max 16W LED or  
3 x Max 15W fluo or  
3 x Max 70W halo

CE IP20  +LED

### FINISH



grey metal

### COLOURS



light patterns:



**BA**  
light patterns outside/  
silver inside



**BO**  
light patterns outside/  
gold inside



dark patterns:



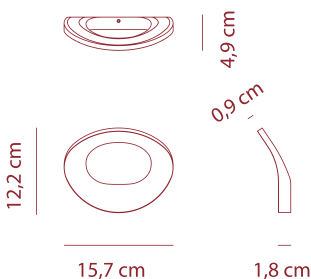
**NA**  
dark patterns outside/  
silver inside



**NE**  
dark patterns outside/  
gold inside

## Momus Mini

design Manuel Vivian



Wall lamp in white aluminium. Built-in LED light source.

Lampada da parete in alluminio bianco. Sorgente luminosa a LED integrato.

### MOMUS MINI WALL

Source:

**LED** 3W - diffused beam - 3000K  
CRI 85 - 160 lm - 53 lm/W

CE IP20  

### COLOUR

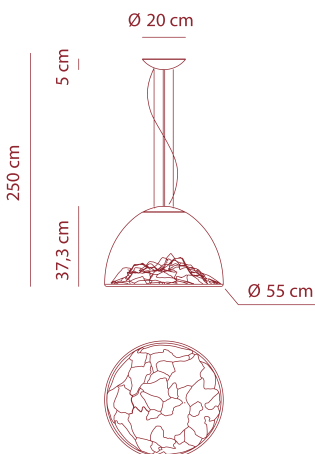


wrinkled white

driver included

## Mountain View

design Dima Loginoff



Suspended lamp made of transparent blown glass.

Lampada a sospensione realizzata in vetro soffiato trasparente.

### SP MOUNTA

Source:

**LED** 16W - 3000K  
CRI 80 - ~1345 lm - 84 lm/W

CE IP20  

### COLOURS



crystal



grey



amber

### FINISH



chrome

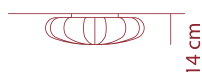


gold

driver included

# Muse

design Sandro Santantonio



Ø 40 cm

Collection consisting of ceiling, wall, suspended and table lamps with metal frame and removable, washable elastic fabric covering.

Collezione composta da lampade da soffitto, da parete, a sospensione e da tavolo con struttura metallica e rivestimento in tessuto elasticizzato, sfoderabile e lavabile.

## PL MUSE 40


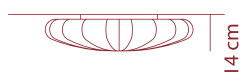
application: both as ceiling or wall lamp

Source:

**E27** 1 x Max 6,5W LED or  
1 x Max 42W halo

CE IP20 +LED

## COLOURS



Ø 60 cm

## PL MUSE 60


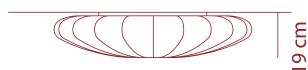
application: both as ceiling or wall lamp

Source:

**E27** 2 x Max 6,5W LED or  
2 x Max 42W halo

CE IP20 +LED

## COLOURS



Ø 80 cm

## PL MUSE 80

application: both as ceiling or wall lamp

Source:

**E27** 3 x Max 16W LED or  
3 x Max 70W halo

CE IP20 +LED

Diffuser kit only for E27  
when mounting LED  
bulb (optional)

## COLOURS

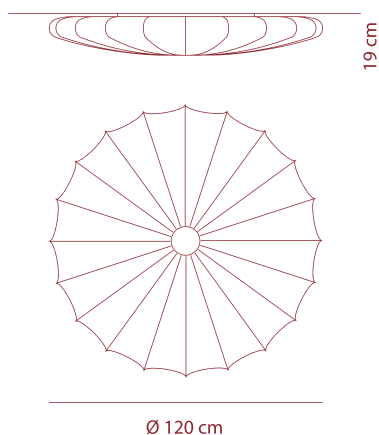


# Muse

design Sandro Santantonio

Collection consisting of ceiling, wall, suspended and table lamps with metal frame and removable, washable elastic fabric covering.

Collezione composta da lampade da soffitto, da parete, a sospensione e da tavolo con struttura metallica e rivestimento in tessuto elasticizzato, sfoderabile e lavabile.



## PL MUS 120

application: both as ceiling or wall lamp


Source:

**E27** 3 x Max 16W LED or  
3 x Max 70W halo

CE IP20 +LED

Glass diffuser kit only for E27  
when mounting LED  
bulb (optional)

## COLOURS



## PL MUS 60 Q

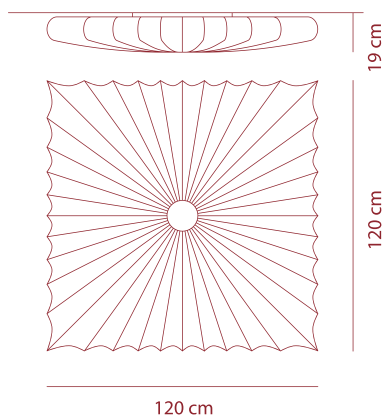
application: both as ceiling or wall lamp

Source:

**E27** 2 x Max 6,5W LED or  
2 x Max 42W halo

CE IP20 +LED

## COLOUR



## PL MU 120 Q

application: both as ceiling or wall lamp

Source:

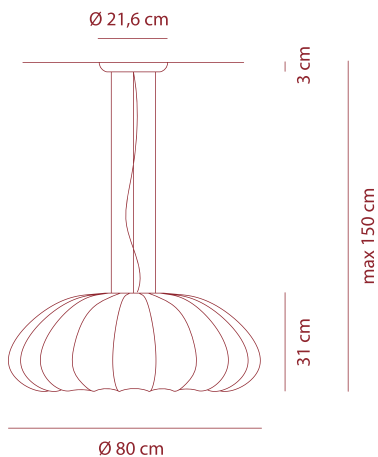
**E27** 3 x Max 16W LED or  
3 x Max 70W halo

CE IP20 +LED

Glass diffuser kit only for E27  
when mounting LED  
bulb (optional)

## COLOUR





### SP MUSE

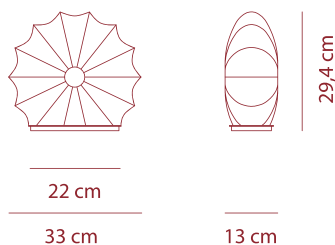
**Source:**  
**E27** 1 x Max 20W LED or  
 1 x Max 116W halo

CE **IP20 +LED**

### COLOURS



### FINISH



### LT MUSE P

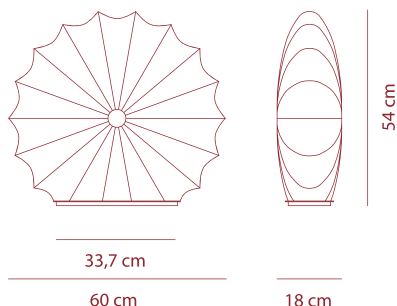
**Source:**  
**E14** 1 x Max 6,5W LED or  
 1 x Max 42W halo

CE **IP20 +LED**

### COLOURS



### FINISH



### LT MUSE G

**Source:**  
**E27** 1 x Max 20W LED or  
 1 x Max 105W halo  
 (dimmable lamps required)

CE **IP20 - dimmable +LED**

### COLOURS



### FINISH

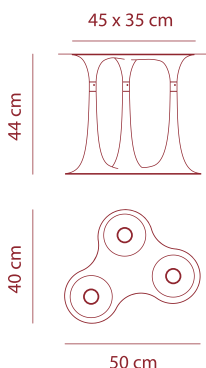


## Nafir

design Karim Rashid

Collection consisting of recessed downlights, ceiling lamps and suspended lamps in injection moulded ABS.

Collezione composta da faretti ad incasso, lampade da soffitto e lampade a sospensione in ABS ad iniezione.



### PL NAFIR 3

**Source:**  
**GU10** LED 3 x Max 7,5W  
**only** LED bulb 220-240VAC

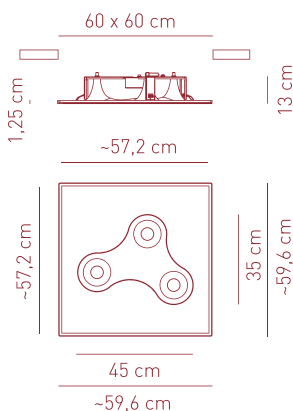
CE **IP20 LED**

### COLOURS



# Nafir

design Karim Rashid



Collection consisting of recessed downlights, ceiling lamps and suspended lamps in injection moulded ABS.

Collezione composta da faretti ad incasso, lampade da soffitto e lampade a sospensione in ABS ad iniezione.

## PL NAFI I 3

Source:  
**GU5.3** LED 3 x Max 5W  
only LED bulbs 220-240VAC

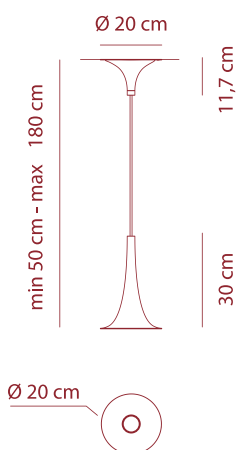


## COLOURS



transformer included

hole 59,6 x 59,6 cm  
min depth: 15 cm (standard false ceiling) or  
or 40 cm (false ceiling tiles)

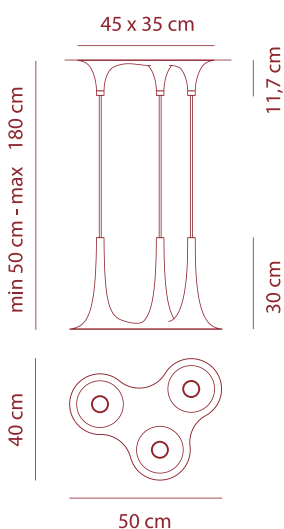


## SP NAFIR 1

Source:  
**GU10** LED 1 x Max 7,5W  
only LED bulbs 220-240VAC



## COLOURS



## SP NAFIR 3

Source:  
**GU10** LED 3 x Max 7,5W  
only LED bulbs 220-240VAC

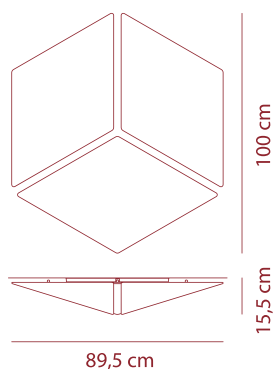


## COLOURS



## Necky

design Diagora Design



Ceiling or wall lamp with metal frame and white removable, washable elastic fabric covering. Screw fitting light source.

Lampada da parete o da soffitto con struttura metallica e rivestimento in tessuto bianco elasticizzato, sfoderabile e lavabile. Sorgente luminosa con attacco a vite.

**PL NEC 100**  
application: both as ceiling or wall lamp

Source:  
**E27** 3 x Max 6,5W LED or  
3 x Max 42W halo

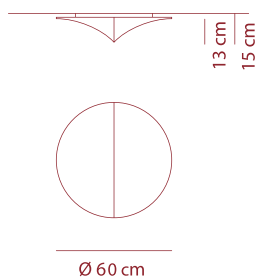
**CE**  **IP20 +LED**

### COLOURS



## Nelly

design Manuel Vivian



Collection consisting of ceiling or wall lamps with metal frame and removable, washable elastic fabric covering. Screw fitting light source.

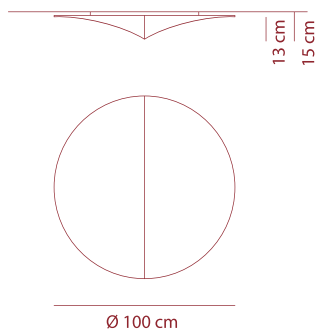
Collezione di lampade da parete o da soffitto con struttura metallica e rivestimento in tessuto elasticizzato, sfoderabile e lavabile. Sorgente luminosa con attacco a vite.

**PL NELL 60**  
application: both as ceiling or wall lamp

Source:  
**E27** 2 x Max 16W LED or  
2 x Max 70W halo

**CE**  **IP20 +LED**

### COLOURS

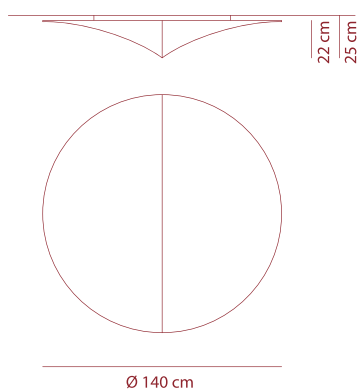


**PL NEL 100**  
application: both as ceiling or wall lamp

Source:  
**E27** 3 x Max 16W LED or  
3 x Max 70W halo

**CE**  **IP20 +LED**

### COLOURS



**PL NEL 140**  
application: both as ceiling or wall lamp

Source:  
**E27** 4 x Max 16W LED or  
4 x Max 70W halo

**CE**  **IP20 +LED**

### COLOURS



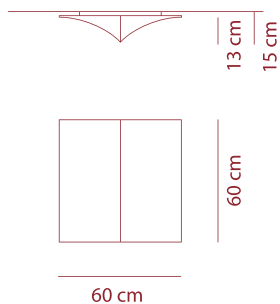


## Nelly Straight

design Manuel Vivian

Collection consisting of ceiling or wall lamps with metal frame and removable, washable elastic fabric covering.

Collezione di lampade da parete o da soffitto con struttura metallica e rivestimento in tessuto elasticizzato. Disponibile in vari colori e dimensioni.



### PL NEL S 60

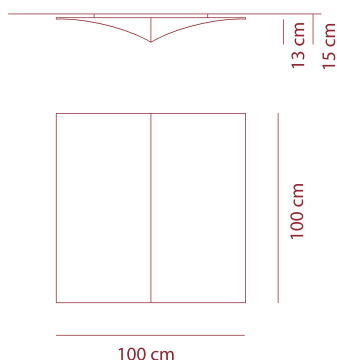
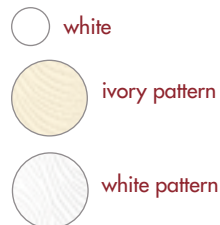
application: both as ceiling or wall lamp

Source:

**E27** 2 x Max 16W LED or  
2 x Max 70W halo

CE IP20 +LED

### COLOURS



### PL NE S 100

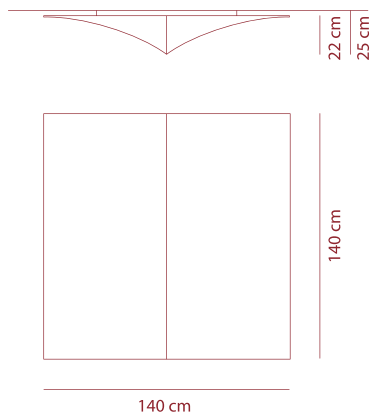
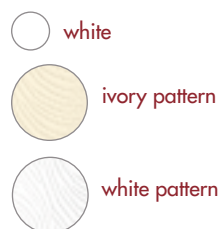
application: both as ceiling or wall lamp

Source:

**E27** 3 x Max 16W LED or  
3 x Max 70W halo

CE IP20 +LED

### COLOURS



### PL NE S 140

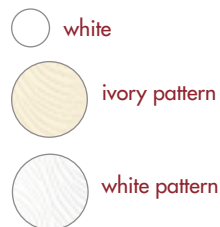
application: both as ceiling or wall lamp

Source:

**E27** 4 x Max 16W LED or  
4 x Max 70W halo

CE IP20 +LED

### COLOURS

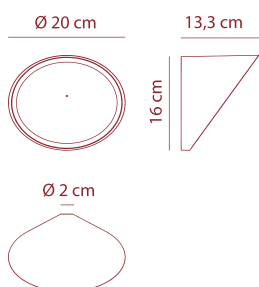


## Orchid

design Rainer Mutsch

Collection consisting of aluminium wall lamps, ceiling lamps, suspended lamps and floor lamps. Built-in dimmable LED light source.

Collezione composta da lampade da parete, lampade da soffitto, lampade a sospensione e lampade da terra in alluminio. La sorgente luminosa è a LED integrato dimmerabile.



### AP ORCHID

application: both as ceiling or wall lamp

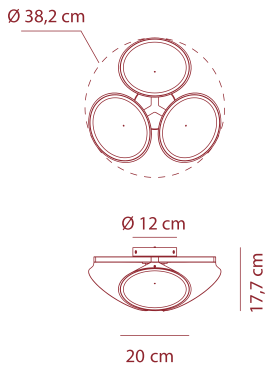
Source:

**LED** 15W - diffused beam - 3000K  
CRI 90 - ~882 lm - 59 lm/W

CE IP20 - 220-240VAC LED

### COLOURS





### PL ORCHID

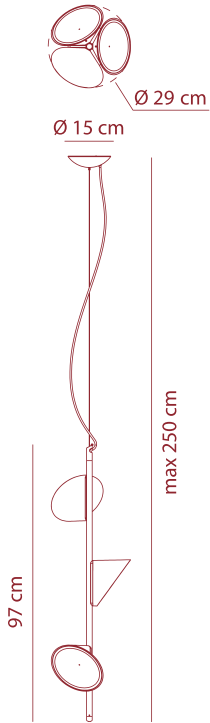
Source:

**LED** 3 x 15W - diffused beam - 3000K  
CRI 90 - 3 x ~882 lm - 59 lm/W

CE IP20 - 220-240V<sub>AC</sub> **LED**  
dimmi-  
phase cut

### COLOURS

○ white ● sand



### SP ORCHI 3

Source:

**LED** 3 x 15W - diffused beam - 3000K  
CRI 90 - 3 x ~882 lm - 59 lm/W

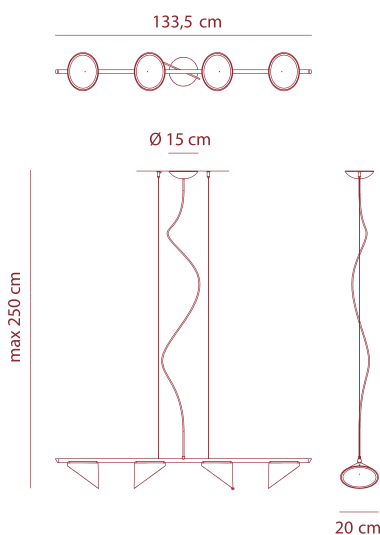
CE IP20 - 220-240V<sub>AC</sub> **LED**  
dimmi-  
phase cut

### COLOURS

○ white ● sand

### FINISH

○ white canopy



### SP ORCHI 4

Source:

**LED** 4 x 15W - diffused beam - 3000K  
CRI 90 - 4 x ~882 lm - 59 lm/W

CE IP20 - 220-240V<sub>AC</sub> **LED**  
dimmi-  
phase cut

### COLOURS

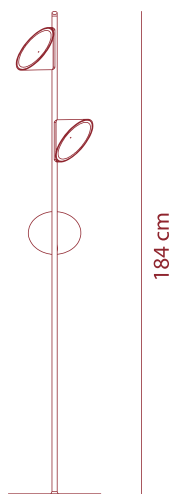
○ white ● sand

### FINISH

○ white canopy

## Orchid

design Rainer Mutsch



184 cm

Ø 35 cm



Collection consisting of aluminium wall lamps, ceiling lamps, suspended lamps and floor lamps. Built-in dimmable LED light source.

Collezione composta da lampade da parete, lampade da soffitto, lampade a sospensione e lampade da terra in alluminio. La sorgente luminosa è a LED integrato dimmerabile.

### PT ORCHID

#### Source:

**LED** 3 x 15W - diffused beam 3000K  
CRI 90 - 3 x ~882 lm - 59 lm/W

CE IP20 220-240V<sub>AC</sub> **LED**

### COLOURS

white sand

### FINISH

white metal

sand metal

## Plumage

design Vanessa Vivian



Collection consisting of suspended lamps and floor lamps with white metal frame and fabric diffusers covered with flame-retardant TREVIRA® CS. Screw fitting light source.

Collezione composta da lampade da sospensione e lampade da terra con struttura in metallo verniciato bianco e diffusori in tessuto TREVIRA® CS ignifugato. Sorgente luminosa con attacco a vite.

### COMPOSITION/COMPOSIZIONE

Fireproof TREVIRA® CS fabric - 100% polyester

Tessuto TREVIRA® CS ignifugo - 100% poliestere

Glow Wire Test (EN 60598-1): 960 °C

### FIREPROOF CLASS/CLASSE IGNIFUGAZIONE

I = C1, F = M1 (NF P 92501-7), D = B1 (DIN 4102), EN 1021/1-2,

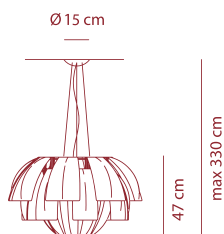
GB = Crib 5, IMO A 652, GB = BS 7176 Medium Hazard

### WEIGHT/PESO

single fabric: 340 ± 5% gr/m<sup>2</sup>

### AVAILABLE UPON REQUEST

orange fuchsia light grey  
 brown red light green  
 multicolor



Ø 15 cm

47 cm

max 330 cm

Ø 80 cm

### SP PLU 080


### COLOUR

white

#### Source:

**E27** 3 x Max 16 LED or  
3 x Max 20W fluo or  
3 x Max 70W halo

CE IP20 **+LED**



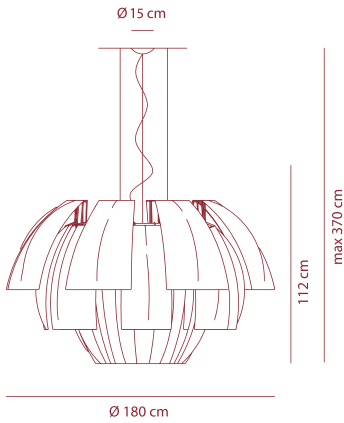
### SP PLU 120

**Source:**  
**E27** 6 x Max 16W LED or  
 6 x Max 20W fluo or  
 6 x Max 70W halo

**CE**  **IP20 +LED**

### COLOUR

 white




### SP PLU 180

**Source:**  
**E27** 6 x Max 16W LED or  
 6 x Max 20W fluo or  
 6 x Max 70W halo

**CE**  **IP20 +LED**

### COLOUR

 white




### PT PLU 080

**Source:**  
**E27** 3 x Max 16W LED or  
 3 x Max 20W fluo or  
 3 x Max 70W halo

**CE**  **IP20**  **+LED**

### COLOUR

 white



### PT PLU 180

**Source:**  
**E27** 6 x Max 16W LED or  
 6 x Max 20W fluo or  
 6 x Max 70W halo

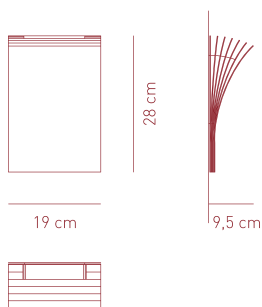
**CE**  **IP20**  **+LED**

### COLOUR

 white

## Polia LED

design Manuel Vivian



Collection consisting of metal wall lamps available in several colours and sizes.  
Built-in dimmable LED light source.

Collezione di lampade da parete in metallo, disponibile in vari colori e dimensioni.  
Sorgente luminosa a LED integrato dimmerabile.

### AP POLIA P

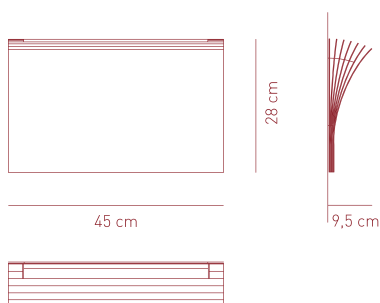
Source:

**LED** 16W - diffused beam - 3000K  
CRI 90 - ~957 lm - 60 lm/W



220-240VAc **LED**

### COLOURS



### AP POLIA G

Source:

**LED** 24W - diffused beam - 3000K  
CRI 90 - ~1436 lm - 60 lm/W



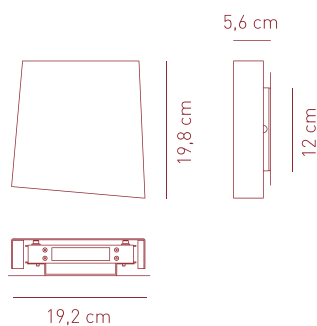
220-240VAc **LED**

### COLOURS



## Rythmos

design Serge & Robert Cornelissen



Collection consisting of wall lamps and suspended lamps in white metal.  
Built-in LED light source mono-emitting or bi-emitting.

Collezione composta da lampade da parete e lampade a sospensione in metallo bianco.  
Sorgente luminosa a LED integrato monoemissione o biemissione.

### RYTHMOS WALL

Source:

**LED** 9W (monoemitting)  
- diffused beam - 3000K

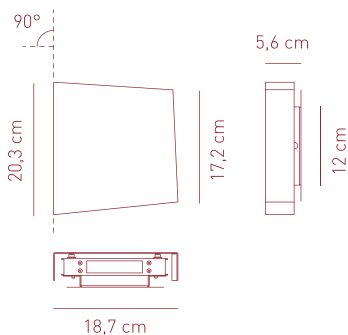
**LED** 18W (biemitting)  
- diffused beam - 3000K

CRI 85 - ~397 lm - 44 lm/W (monoemitting)  
CRI 85 - ~802 lm - 45 lm/W (biemitting)



driver included

### COLOUR



### RYTHMOS HEAD

Source:

**LED** 9W (monoemitting)  
- diffused beam - 3000K

**LED** 18W (biemitting)  
- diffused beam - 3000K

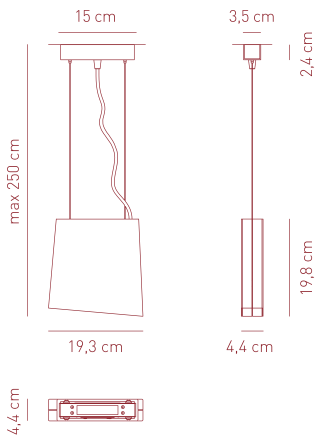
CRI 85 - ~397 lm - 44 lm/W (monoemitting)  
CRI 85 - ~802 lm - 45 lm/W (biemitting)



driver included

### COLOUR





## RYTHMOS SUSPENSION

### Source:

**LED** 9W (monoemitting)  
- diffused beam - 3000K

**LED** 15W (biemitting)  
- diffused beam - 3000K

CRI 85 - ~397 lm - 44 lm/W (monoemitting)  
CRI 85 - ~628 lm - 42 lm/W (biemitting)

CE IP20 LED

driver included

## COLOURS

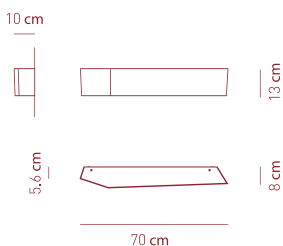
○ matt white

## Shatter LED

design Serge & Robert Cornelissen

Collection consisting of wall lamp, ceiling lamps and suspended lamps in white aluminium. Built-in dimmable LED light source.

Collezione composta da lampada da parete, lampade da soffitto e lampada a sospensione in alluminio bianco. Sorgente luminosa a LED integrato dimmerabile.



## AP SHATTE LED

### Source:

**LED** 32,8W - diffused beam - 3000K  
CRI 80 - ~2976 lm - 90 lm/W

CE IP20 - dimmable DALI LED

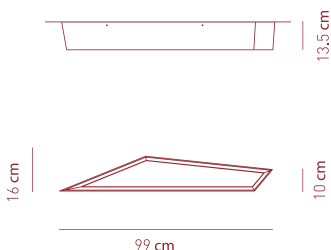
driver included

## COLOUR

○ wrinkled white aluminium

## FINISH

○ white



## PL SHATT P LED

### Source:

**LED** 32,8W - diffused beam - 3000K  
CRI 80 - ~2080 lm - 63 lm/W

CE IP20 - dimmable DALI LED

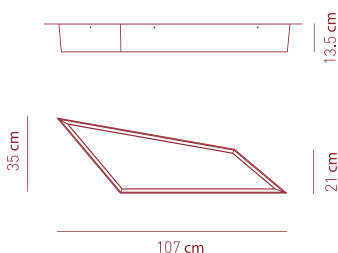
driver included

## COLOUR

○ wrinkled white aluminium

## FINISH

○ white



## PL SHATT M LED

### Source:

**LED** 65,6W - diffused beam - 3000K  
CRI 80 - ~4960 lm - 76 lm/W

CE IP20 - dimmable DALI LED

driver included

## COLOURS

○ wrinkled white aluminium

## FINISH

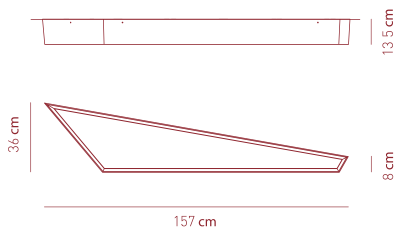
○ white

# Shatter LED

design Serge & Robert Cornelissen

Collection consisting of wall lamp, ceiling lamps and suspended lamps in white aluminium. Built-in dimmable LED light source.

Collezione composta da lampada da parete, lampade da soffitto e lampada a sospensione in alluminio bianco. Sorgente luminosa a LED integrato dimmerabile.



## PL SHATT G LED

**Source:**  
**LED** 98,4W - diffused beam - 3000K  
CRI 80 - ~7440 lm - 76 lm/W



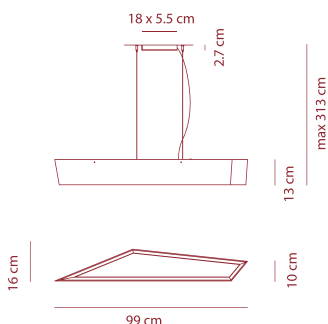
driver included

## COLOUR

 wrinkled white aluminium

## FINISH

 white



## SP SHATT P LED downward lighting only

**Source:**  
**LED** 32,8W - diffused beam - 3000K  
CRI 80 - ~2080 lm - 63 lm/W



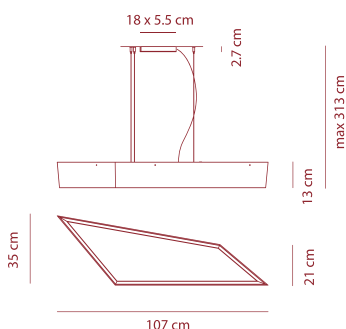
driver included

## COLOUR

 wrinkled white aluminium

## FINISH

 white canopy



## SP SHATT M LED downward lighting only

**Source:**  
**LED** 65,6W - diffused beam - 3000K  
CRI 80 - ~4960 lm - 76 lm/W



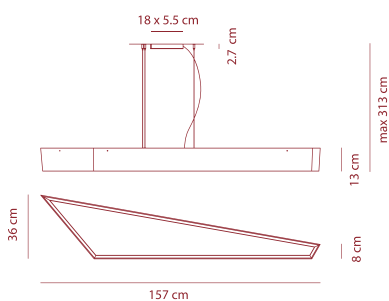
driver included

## COLOUR

 wrinkled white aluminium

## FINISH

 white canopy



## SP SHATT G LED downward lighting only

**Source:**  
**LED** 98,4W - diffused beam - 3000K  
CRI 80 - ~7440 lm - 76 lm/W



driver included

## COLOUR


 wrinkled white aluminium

## FINISH

 white canopy

# Skin

design Manuel Vivian



Collection consisting of ceiling lamps and suspended lamps. The lampshade is covered with flame-retardant eco-leather. Screw fitting or built-in dimmable LED light source.

Collezione composta da lampade da soffitto e lampade a sospensione con paralume in ecopelle ignifuga. Sorgente luminosa con attacco a vite o a LED integrato dimmerabile.

## COMPOSITION/COMPOSIZIONE

Flame retardant Eco-leather - 87% PVC + 13% polyester  
Extra smooth flame retardant pongé fabric - 100% polyester

Eco pelle ignifuga - 87% PVC + 13% poliestere  
Tessuto ignifugato pongé superliscio - 100% poliestere

Glow Wire Test (EN 60598-1): 960 °C

WEIGHT/PESO  
550 ± 5% gr/m<sup>2</sup>

## AVAILABLE UPON REQUEST



## RADIAL DIFFUSER UPON REQUEST



### PL SKI 070

Source:  
**E27** 2 x Max 16W LED or  
2 x Max 20W fluo

CE IP20 +LED

### COLOUR



### RADIAL DIFFUSER



### PL SKI 100

Source:  
**E27** 3 x Max 16W LED or  
3 x Max 23W fluo

CE IP20 +LED

### COLOUR



### RADIAL DIFFUSER



### PL SKI 160

Source:  
**E27** 5 x Max 16W LED or  
5 x Max 23W fluo

CE IP20 +LED

### COLOUR



### RADIAL DIFFUSER



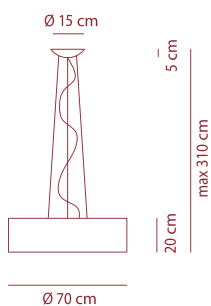


# Skin

design Manuel Vivian

Collection consisting of ceiling lamps and suspended lamps. The lampshade is covered with flame-retardant eco-leather. Screw fitting or built-in dimmable LED light source.

Collezione composta da lampade da soffitto e lampade a sospensione con paralume in ecopelle ignifuga. Sorgente luminosa con attacco a vite o a LED integrato dimmerabile.



## SP SKI 070 with upward & downward lighting

**Source:**  
**E27** 4 x Max 16W LED or  
4 x Max 20W fluo

CE IP20 +LED

### COLOUR

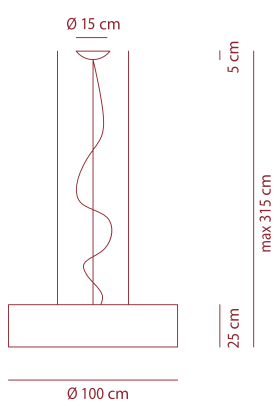
white

### RADIAL DIFFUSER

white

### FINISH

white canopy



## SP SKI 100 with upward & downward lighting

**Source:**  
**E27** 6 x Max 16W LED or  
6 x Max 20W fluo

CE IP20 +LED

## SP SKI 100 LED

**Source:**  
**LED** 95W - diffused beam - 3000K  
CRI 90 - ~5896 lm - 62 lm/W

CE IP20 - dimmable DALI + LED

driver included

### COLOUR

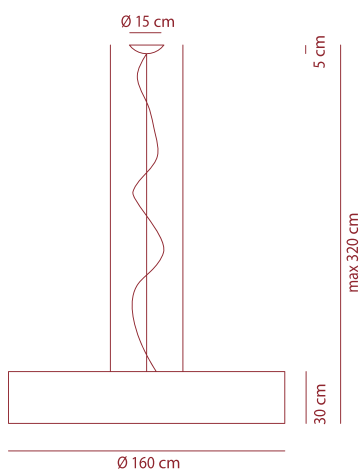
white

### RADIAL DIFFUSER

white

### FINISH

white canopy



## SP SKI 160 with upward & downward lighting

**Source:**  
**E27** 6 x Max 16W LED or  
6 x Max 20W fluo

CE IP20 +LED

## SP SKI 160 LED

**Source:**  
**LED** 95W - diffused beam - 3000K  
CRI 90 - ~5896 lm - 62 lm/W

CE IP20 - dimmable DALI + LED

driver included

### COLOUR

white

### RADIAL DIFFUSER

white

### FINISH



white canopy

# Skirt

design Manuel Vivian



Black net over a white fabric



Collection consisting of ceiling, suspended and table lamps in flame-retardant TREVIRA®CS fabric. The fabric can also come in a double-layer version with an exterior black net fabric. A decorative inner lampshade (also printable with customized graphic) available only for some of the suspended and ceiling lamps.

Collezione di lampade da soffitto, a sospensione e da tavolo con paralume in tessuto ignifugato TREVIRA® CS. Disponibile anche con tessuto esterno retato nero. Un paralume decorativo interno (stampabile anche con grafica personalizzata) è disponibile per alcune lampade a sospensione e lampade da soffitto.

## LAMPSHADES COLOURS / COLORI PARALUMI

The fabrics are available individually or combined with black net. For the version with overlapping black net add "NE" before the color code.

I tessuti sono disponibili singolarmente o accoppiati a rete nera. Per la versione con rete nera aggiungere "NE" anteposto al codice colore.

## COMPOSITION / COMPOSIZIONE

Fireproof TREVIRA® CS fabric - 100% polyester  
Tessuto TREVIRA® CS ignifugo - 100% poliestere

Glow Wire Test (EN 60598-1): 960 °C

## FIREPROOF CLASS / CLASSE IGNIFUGAZIONE

I = C1, F = M1 (NF P 92501-7), D = B1 (DIN 4102), EN 1021/1-2, GB = Crib 5, IMO A 652, GB = BS 7176 Medium Hazard

## WEIGHT / PESO

black net finish fabric / Finitura a rete nera: 214 ± 5% gr/m<sup>2</sup>  
single fabric / tessuto singolo: 340 ± 5% gr/m<sup>2</sup>

## AVAILABLE UPON REQUEST

-  orange
-  light blue
-  light grey
-  blue
-  fuchsia
-  light green
-  brown
-  red

 single fabric or double with black net

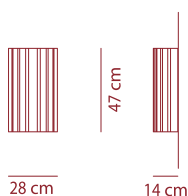
## AP SKR 028

Source:  
FLUO 2G10 1 x 36W

  IP20

## COLOUR

 white



## PL SKR 070

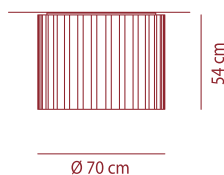
Source:  
E27 1 x Max 16W LED or  
1 x Max 23W fluo or  
1 x Max 70W halo

  IP20 +LED

## COLOUR

 white

diffuser included



## PL SKR 100

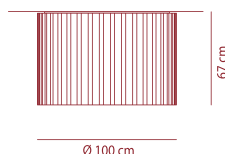
Source:  
E27 3 x Max 16W LED or  
3 x Max 23W fluo or  
3 x Max 70W halo

  IP20 +LED

## COLOUR

 white

diffuser included



## PL SKR 150

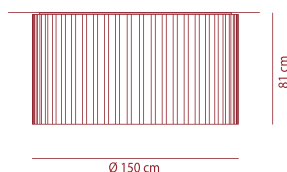
Source:  
E27 4 x Max 16W LED or  
4 x Max 23W fluo or  
4 x Max 70W halo

  IP20 +LED

## COLOUR

 white

diffuser included

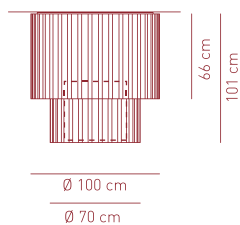


# Skirt

design Manuel Vivian

Collection consisting of ceiling, suspended and table lamps in flame-retardant TREVIRA®CS fabric. The fabric can also come in a double-layer version with an exterior black net fabric. A decorative inner lampshade (also printable with customized graphic) available only for some of the suspended and ceiling lamps.

Collezione di lampade da soffitto, a sospensione e da tavolo con paralume in tessuto ignifugato TREVIRA® CS. Disponibile anche con tessuto esterno retato nero. Un paralume decorativo interno (stampabile anche con grafica personalizzata) è disponibile per alcune lampade a sospensione e lampade da soffitto.



## PL SK 100 2

Source:

**E27** 3 x Max 16W LED or  
3 x Max 23W fluo or  
3 x Max 70W halo


CE IP20 +LED

## COLOUR

○ white

diffuser included

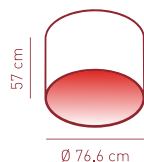
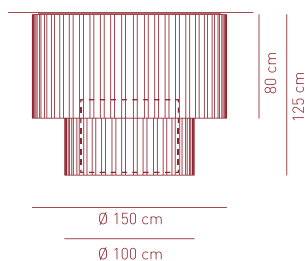
## DECORATIVE LAMPSHADE OPTIONAL



Optional inner decorative lampshade.

Available only for PL/SP SK 100 2 & PL/SP SK 150 2

Inner decorative printed lampshade with customized graphic:  
contact Axo Light customer service for further info



## PL SK 150 2

Source:

**E27** 4 x Max 16W LED or  
4 x Max 23W fluo or  
4 x Max 70W halo

CE IP20 +LED

## COLOUR

○ white

diffuser included

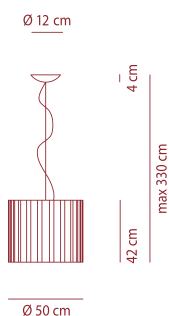
## DECORATIVE LAMPSHADE OPTIONAL



Optional inner decorative lampshade.

Available only for PL/SP SK 100 2 & PL/SP SK 150 2

Inner decorative printed lampshade with customized graphic:  
contact Axo Light customer service for further info



## SP SKR 050

Source:

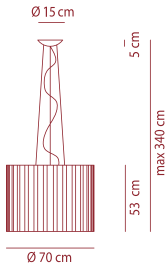
**E27** 1 x Max 20W LED or  
1 x Max 33W fluo or  
1 x Max 70W halo

CE IP20 +LED

## COLOUR

○ white

diffuser not included



### SP SKR 070

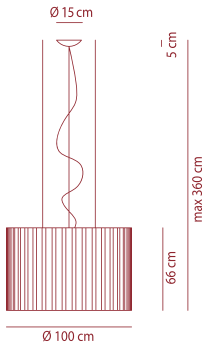
**Source:**  
**E27** 1 x Max 20W LED or  
 1 x Max 33W fluo or  
 1 x Max 70W halo

CE IP20 +LED

### COLOUR

○ white

diffuser included



### SP SKR 100 with upward & downward lighting

**Source:**  
**E27** 4 x Max 20W LED or  
 4 x Max 33W fluo or  
 4 x Max 70W halo

CE IP20 +LED

### COLOUR

○ white

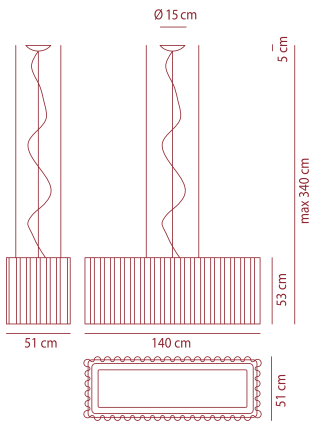
diffuser included

### SP SKR 100 LED

**Source:**  
**LED** 95W - diffused beam - 3000K  
 CRI 90 - ~6209 lm - 65 lm/W

CE IP20  LED

driver included



### SP SKR 140

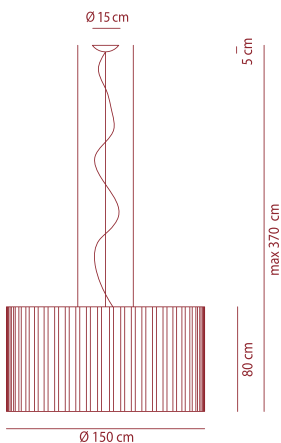
**Source:**  
**E27** 4 x Max 16W LED or  
 4 x Max 23W fluo or  
 4 x Max 57W halo

CE IP20 +LED

diffuser included

### COLOUR

○ white



### SP SKR 150 with upward & downward lighting

**Source:**  
**E27** 4 x Max 16W + 1 x Max 12W LED or  
 5 x Max 23W fluo or  
 4 x Max 70W + 1 x 57W halo

CE IP20 +LED

### COLOUR

○ white

diffuser included

### SP SKR 150 LED

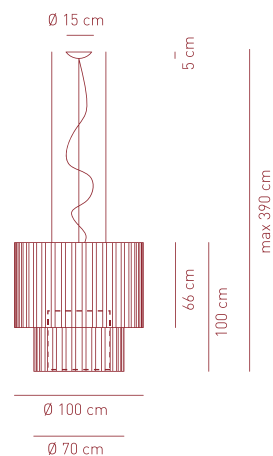
**Source:**  
**LED** 95W diffused beam - 3000K  
 CRI 90 - ~6209 lm - 65 lm/W

CE IP20  LED

driver included

# Skirt

design Manuel Vivian



Collection consisting of ceiling, suspended and table lamps in flame-retardant TREVIRA®CS fabric. A decorative inner lampshade (also printable with customized graphic) available only for some of the suspended and ceiling lamps.

Collezione di lampade da soffitto, a sospensione e da tavolo con paralume in tessuto ignifugato TREVIRA® CS. Un paralume decorativo interno (stampabile anche con grafica personalizzata) è disponibile per alcune lampade a sospensione e lampade da soffitto.

## SP SK 100 2 with upward & downward lighting

### COLOUR

○ white

### Source:

**E27** 4 x Max 20W LED or  
4 x Max 33W fluo or  
4 x Max 70W halo

diffuser included

CE IP20 +LED


**SP SK 100 2 LED** (driver included)

### Source:

**LED** 95W - diffused beam - 3000K  
CRI 90 - ~5896 lm - 62 lm/W

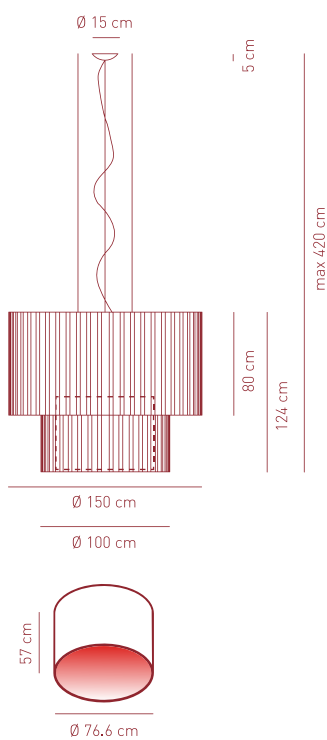
CE IP20  **LED**

### DECORATIVE LAMPSHADE OPTIONAL



Optional inner decorative lampshade.  
Available only for PL/SP SK 100 2 & PL/SP SK 150 2

Inner decorative printed lampshade with customized graphic:  
contact Axo Light customer service for further info



## SP SK 150 2 with upward & downward lighting

### COLOUR

○ white

### Source:

**E27** 4 x Max 16W + 1 x Max 12W LED or  
5 x Max 23W fluo or  
4 x Max 70W + 1 x Max 57W halo

diffuser included

CE IP20 +LED


**SP SK 150 2 LED** (driver included)

### Source:

**LED** 95W - diffused beam - 3000K  
CRI 90 - ~5896 lm - 62 lm/W


CE IP20  **LED**

### DECORATIVE LAMPSHADE OPTIONAL



Optional inner decorative lampshade.  
Available only for PL/SP SK 100 2 & PL/SP SK 150 2

Inner decorative printed lampshade with customized graphic:  
contact Axo Light customer service for further info



### LT SKR 050

### COLOUR

**Source:**  
**E27** 3 x Max 16W LED or  
 3 x Max 23W fluo or  
 3 x Max 46W halo

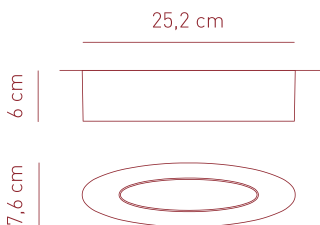


**CE** **IP20 +LED**

## Sol

design Manuel Vivian

Ceiling lamp in white aluminium. Built-in LED light source.  
*Lampada da soffitto in alluminio bianco. Sorgente luminosa a LED.*



### SOL CEILING

### COLOUR

**Source:**  
**LED** 9W - diffused beam - 3000K  
 CRI 85 - 524 lm - 52 lm/W



**CE** **IP20 LED**

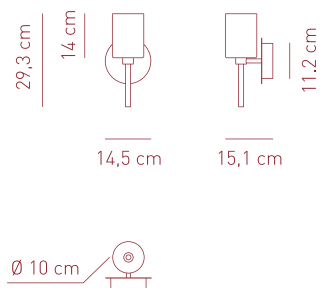
driver included

## Spillray

design Manuel Vivian

Collection consisting of wall lamps, recessed ceiling lamps and suspended lamps.  
 The diffusers are made of glass with chrome-plated metal frame.  
 Available in several colours and sizes. Halo or LED light source.

*Collezione di lampade da parete, lampade da soffitto ad incasso e lampade a sospensione in vetro con montatura in metallo cromato. Disponibile in vari colori e dimensioni. Sorgente luminosa alogena o a LED.*



### AP SPILLR

### COLOURS

**Source:**  
**G4** 1 x Max 20W 12V<sub>AC</sub> halo **included**



**CE** **IP20**



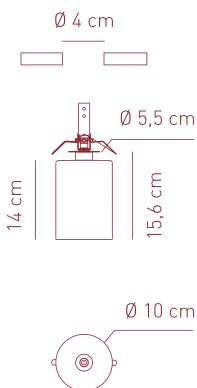
### FINISH

**G4** 1 x Max 1,5W 12V<sub>DC</sub> **LED included**  
**only LED bulb**



**CE** **IP20 LED**

transformer or driver included



### PL SPIL P I

### COLOURS

**Source:**  
**G4** 1 x Max 20W 12V<sub>AC</sub> halo **included**



**CE** **IP20**



transformer not included

### FINISH

### PL SPIL P I LED



**Source:**  
**G4** 1 x Max 1,5W 12V<sub>DC</sub> **LED included**  
**only LED bulb**

**CE** **IP20 LED**

driver not included

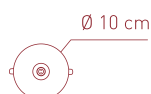
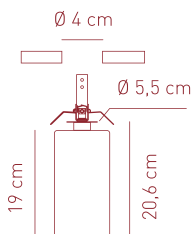
hole  $\varnothing$  4 cm  
 min depth 10 cm

# Spillray

design Manuel Vivian

Collection consisting of wall lamps, recessed ceiling lamps and suspended lamps. The diffusers are made of glass with chrome-plated metal frame. Available in several colours and sizes. Halo or LED light source.

Collezione di lampade da parete, lampade da soffitto ad incasso e lampade a sospensione in vetro con montatura in metallo cromato. Disponibile in vari colori e dimensioni. Sorgente luminosa alogena o a LED.




## PL SPIL M I

**Source:**  
G4 1 x Max 20W 12V<sub>AC</sub> halo **included**



transformer not included

## COLOURS



## FINISH



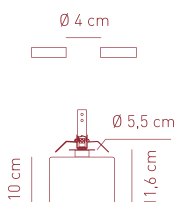
## PL SPIL M I LED

**Source:**  
G4 1 x Max 1,5W 12V<sub>DC</sub> **LED included**  
**only LED bulb**



driver not included

hole Ø 5 cm  
min depth 10 cm




## PL SPIL G I

**Source:**  
G4 1 x Max 20W 12V<sub>AC</sub> halo **included**



transformer not included

## COLOURS



## FINISH



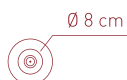

## PL SPIL G I LED

**Source:**  
G4 1 x Max 1,5W 12 V<sub>DC</sub> **LED included**  
**only LED bulb**



driver not included

hole Ø 5 cm  
min depth 10 cm



## SP SPILL P

**Source:**  
G4 1 x Max 20W 12V<sub>AC</sub> halo **included**




G4 1 x Max 1,5W 12V<sub>DC</sub> **LED included**  
**only LED bulb**



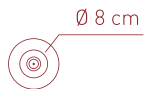
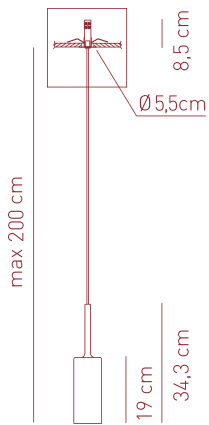
transformer or driver included

## COLOURS



## FINISH





### SP SPIL P I (recessed)

**Source:**  
**G4** 1 x Max 20W 12V<sub>AC</sub> halo **included**



transformer not included

**G4** LED 1 x Max 1,5W 12V<sub>DC</sub> **LED included**  
**only** LED bulb



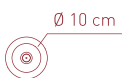

driver not included

hole Ø 4 cm  
 min depth 10 cm

### COLOURS



### FINISH



### SP SPILL M

**Source:**  
**G4** 1 x Max 20W 12V<sub>AC</sub> halo **included**



**G4** 1 x Max 1,5W 12V<sub>DC</sub> **LED included**  
**only** LED bulb

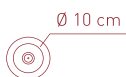
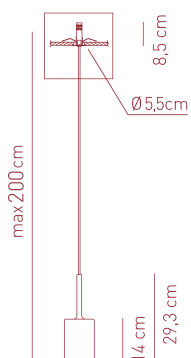


transformer or driver included

### COLOURS



### FINISH



### SP SPIL M I (recessed)

**Source:**  
**G4** 1 x Max 20W 12V<sub>AC</sub> halo **included**



transformer not included


**G4** 1 x Max 1,5W 12V<sub>DC</sub> **LED included**  
**only** LED bulb



driver not included

hole Ø 4 cm  
 min depth 10 cm

### COLOURS



### FINISH



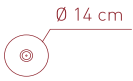



# Spillray

design Manuel Vivian

Collection consisting of wall lamps, recessed ceiling lamps and suspended lamps. The diffusers are made of glass with chrome-plated metal frame. Available in several colours and sizes. Halo or LED light source.

Collezione di lampade da parete, lampade da soffitto ad incasso e lampade a sospensione in vetro con montatura in metallo cromato. Disponibile in vari colori e dimensioni. Sorgente luminosa alogena o a LED.



## SP SPILL G

**Source:**  
**G4** 1 x Max 20W 12VAC halo **included**



**G4** 1 x Max 1,5W 12VDC **LED included only LED bulb**

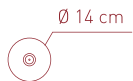



transformer or driver included

## COLOURS



## FINISH



## SP SPILL G I (recessed)

**Source:**  
**G4** 1 x Max 20W 12VAC halo **included**



transformer not included


**G4** 1 x Max 1,5W 12VDC **LED included only LED bulb**



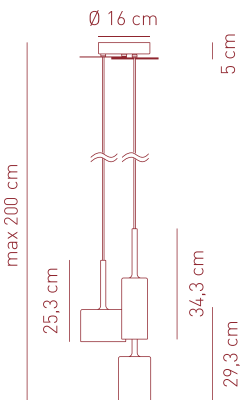
driver not included

hole  $\varnothing$  4 cm  
 min depth 10 cm

## COLOURS



## FINISH



## SP SPILL 3

**Source:**  
**G4** 3 x Max 20W 12VAC halo **included**



**G4** 3 x Max 1,5W 12VDC **LED included only LED bulb**



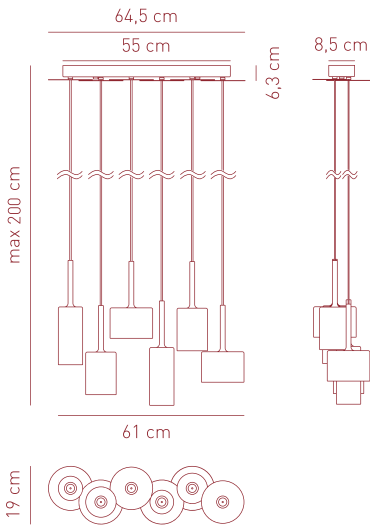
transformer or driver included

## COLOURS



## FINISH





### SP SPILL 6

**Source:**  
**G4** 6 x Max 20W 12V<sub>AC</sub> halo **included**



**G4** 6 x Max 1,5W 12V<sub>DC</sub> **LED included**  
**only LED bulb**

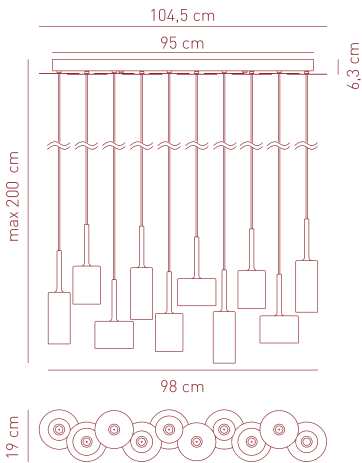


transformer or driver included

### COLOURS



### FINISH



### SP SPILL 10

**Source:**  
**G4** 10 x Max 20W 12V<sub>AC</sub> halo **included**



**G4** 10 x Max 1,5W 12V<sub>DC</sub> **LED included**  
**only LED bulb**

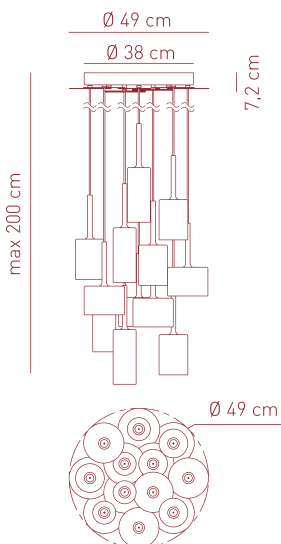


transformer or driver included

### COLOURS



### FINISH



### SP SPILL 12

**Source:**  
**G4** 12 x Max 20W 12V<sub>AC</sub> halo **included**



**G4** 12 x Max 1,5W 12V<sub>DC</sub> **LED included**  
**only LED bulb**



transformer or driver included

### COLOURS



### FINISH

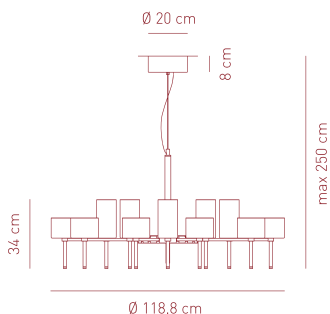


# Spillray

design Manuel Vivian

Collection consisting of wall lamps, recessed ceiling lamps and suspended lamps. The diffusers are made of glass with chrome-plated metal frame. Available in several colours and sizes. Halo or LED light source.

Collezione di lampade da parete, lampade da soffitto ad incasso e lampade a sospensione in vetro con montatura in metallo cromato. Disponibile in vari colori e dimensioni. Sorgente luminosa alogena o a LED.



## SP SPIL 20

Source: **G4** 20 x Max 10W 12 VAC halo **included**



transformer included

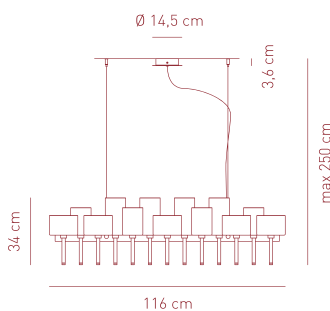
## COLOURS

crystal red

grey

## FINISH

chrome



## SP SPIL 26

Source: **G4** 26 x Max 10W 12 VAC halo **included**



transformer included

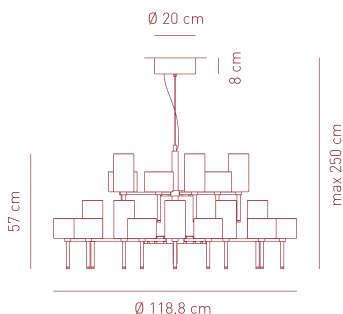
## COLOURS

crystal red

grey

## FINISH

chrome



## SP SPIL 30

Source: **G4** 30 x Max 10W 12 VAC halo **included**



transformer included

## COLOURS

crystal red

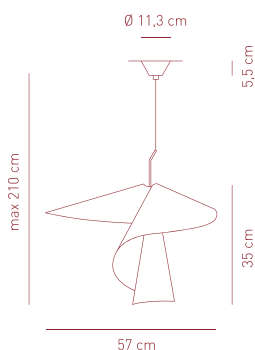
grey

## FINISH

chrome

## Spiry

design Giovanni Barbato



Suspended lamp in white bent aluminium. Screw fitting light source.

Lampada a sospensione in alluminio curvato bianco.

Sorgente luminosa con attacco a vite.

### SP SPIRY

#### Source:

**E27** 1 x Max 20W LED or  
1 x Max 23W fluo or  
1 x Max 100W halo

CE IP20 +LED

### COLOUR

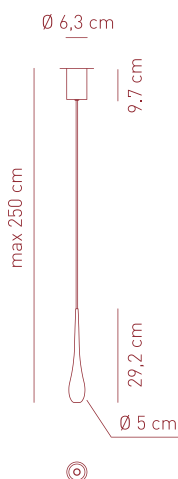
○ white

### FINISH

○ white

## Stilla

design Manuel Vivian



Collection of aluminium suspended lamps, also in a recessed version. Available in several colours. Built-in LED light source.

Lampade a sospensione in alluminio in vari colori. Disponibile anche nella versione ad incasso. Sorgente luminosa a LED integrato.

### STILLA SUSPENSION monocanopy

#### Source:


**LED** 6,6W - 47° or 60° beam 3000K  
CRI 80 - 47° beam: ~688 lm - 106 lm/W  
CRI 80 - 60° beam: ~688 lm - 103 lm/W

CE IP20 LED

### COLOURS

● matt black ○ white

driver included



### STILLA SUSPENSION recessed version

#### Source:

**LED** 6,6W - 350mA - 47° or 60° beam  
3000K  
CRI 80 - 47° beam: ~688 lm - 106 lm/W  
CRI 80 - 60° beam: ~688 lm - 103 lm/W

CE IP20 LED  
with dedicated PSU

### COLOURS

● matt black ○ white

driver not included

for drivers and dimming technology,  
please refer to our Axo Light pricelist  
or contact our representatives

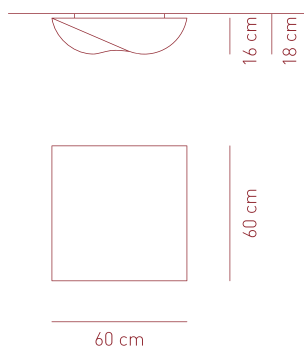
hole Ø 5.5  
min depth 10 cm

## Stormy

design Manuel Vivian

Collection of ceiling or wall lamps with metal frame and removable, washable elastic fabric covering. Screw fitting light source.

Collezione di lampade da soffitto o da parete con struttura metallica e rivestimento in tessuto elasticizzato, sfoderabile e lavabile. Sorgente luminosa con attacco a vite.



### PL STOR 60

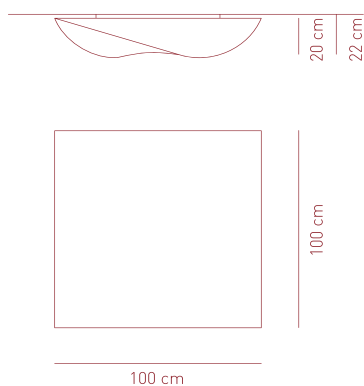
application: both as ceiling or wall lamp

**E27** 2 x Max 16W LED or  
2 x Max 70W halo

CE IP20 +LED

### COLOURS

○ white ○ ivory



### PL STO 100

application: both as ceiling or wall lamp

**Source:**  
**E27** 3 x Max 16W LED or  
3 x Max 70W halo

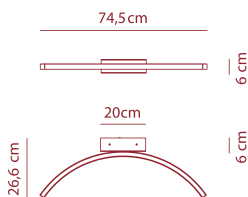
CE IP20 +LED

### COLOURS

○ white ○ ivory

# U-light

design Timo Ripatti



Collection consisting of wall lamps, ceiling lamps and suspended lamps in aluminium. Built-in LED dimmable light source.

Collezione composta da lampade da parete, lampade da soffitto e lampade a sospensione in alluminio. Sorgente luminosa a LED integrato dimmerabile.

**AP ULI 090**  
application: downlight or uplight mounting

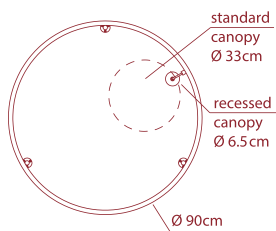
**Source:**  
**LED** 17W - diffused beam - 3000K  
CRI 90 - ~1332 lm - 78 lm/W



driver included

## COLOURS

-  anthracite grey
-  rust brown



**PL UL X 090**  
application: both as ceiling (downlight or uplight mounting) or wall lamp (only wallward light)

**Source:**  
**LED** 57,6W - diffused beam - 3000K  
CRI 90 - ~4413 lm - 77 lm/W

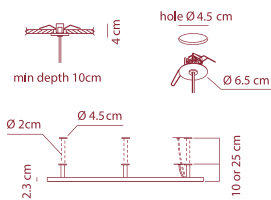


## COLOURS

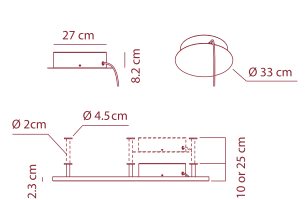
-  anthracite grey
-  rust brown

for drivers and dimming technology, please refer to our Axo Light pricelist or contact our representatives

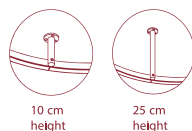
recessed canopy



standard canopy



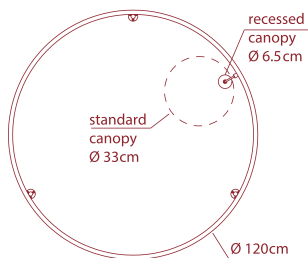
available heights



driver included only for standard canopy

# U-light

design Timo Ripatti



Collection consisting of wall lamps, ceiling lamps and suspended lamps in aluminium. Built-in LED dimmable light source.

Collezione composta da lampade da parete, lampade da soffitto e lampade a sospensione in alluminio. Sorgente luminosa a LED integrato dimmerabile.

**PL UL X 120**  
**application: both as ceiling (downlight or uplight mounting) or wall lamp (only wallward light)**

**Source:**  
**LED** 86,4W - diffused beam - 3000K  
 CRI 90 - ~6618 lm - 77 lm/W

**CE IP20 LED**

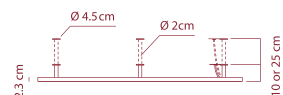


for drivers and dimming technology, please refer to our Axo Light pricelist or contact our representatives

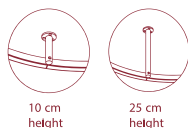
## COLOURS

- anthracite grey
- rust brown

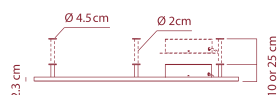
recessed canopy



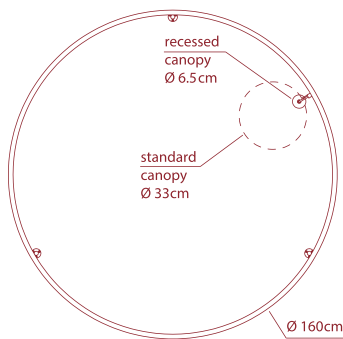
available heights



standard canopy



driver included only for standard canopy



**PL UL X 160**  
**application: both as ceiling (downlight or uplight mounting) or wall lamp (only wallward light)**

**Source:**  
**LED** 108W - diffused beam - 3000K  
 CRI 90 - ~9900 lm - 91,7 lm/W

**CE IP20 LED**

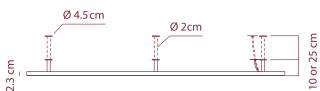


for drivers and dimming technology, please refer to our Axo Light pricelist or contact our representatives

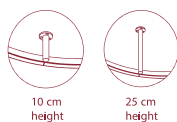
## COLOURS

- anthracite grey
- rust brown

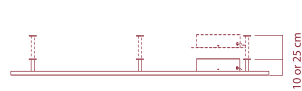
recessed canopy



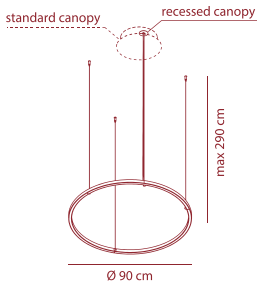
available heights



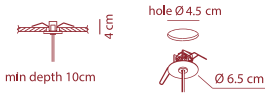
standard canopy



driver included only for standard canopy



recessed canopy



standard canopy



**SP ULA 090**  
available with recessed or  
standard canopy - uplight or  
downlight mounting

Source:

**LED** 57,6W - diffused beam - 3000K  
CRI 90 - ~4413 lm - 77 lm/W

**CE IP20 LED**

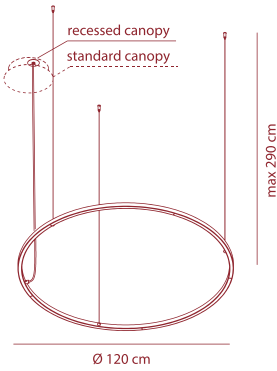


for drivers and dimming technology,  
please refer to our Axo Light pricelist  
or contact our representatives

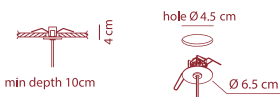
driver included only  
for standard canopy

**COLOURS**

- anthracite grey
- rust brown



recessed canopy



standard canopy



**SP ULA 120**  
available with recessed or  
standard canopy - uplight or  
downlight mounting

Source:

**LED** 86,4W - diffused beam - 3000K  
CRI 90 - ~6618 lm - 77 lm/W

**CE IP20 LED**



for drivers and dimming technology,  
please refer to our Axo Light pricelist  
or contact our representatives

driver included only  
for standard canopy

**COLOURS**

- anthracite grey
- rust brown

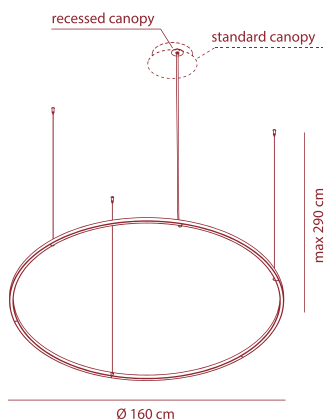


# U-light

design Timo Ripatti

Collection consisting of wall lamps, ceiling lamps and suspended lamps in aluminium. Built-in LED dimmable light source.

Collezione composta da lampade da parete, lampade da soffitto e lampade a sospensione in alluminio. Sorgente luminosa a LED integrato dimmerabile.



**SP ULA 160**  
available with recessed or standard canopy - uplight or downlight mounting

Source:

**LED** 108W - diffused beam - 3000K  
CRI 90 - ~9900 lm - 91,7 lm/W

CE IP20 LED



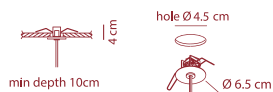
for drivers and dimming technology, please refer to our Axo Light pricelist or contact our representatives

driver included only  
for standard canopy

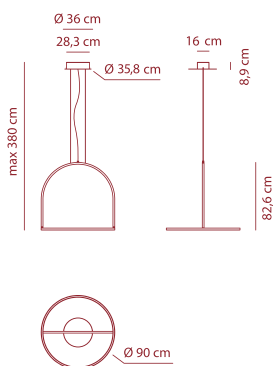
## COLOURS

- anthracite grey
- rust brown

recessed canopy



standard canopy



**SP ULI 090**  
downward lighting only

Source:

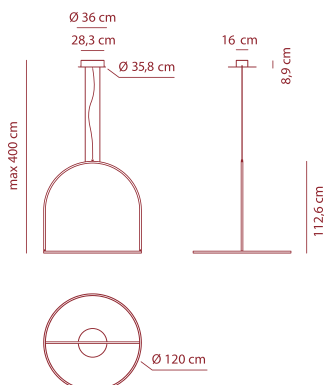
**LED** 57,6W - diffused beam - 3000K  
CRI 90 - ~4413 lm - 77 lm/W

CE IP20 dimmable 1-10V LED

driver included

## COLOURS

- anthracite grey
- rust brown



**SP ULI 120**  
downward lighting only

Source:

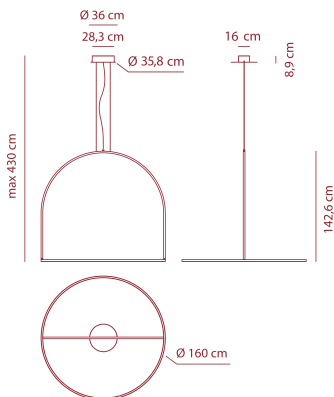
**LED** 86,4W - diffused beam - 3000K  
CRI 90 - ~6618 lm - 77 lm/W

CE IP20 dimmable 1-10V LED

driver included

## COLOURS

- anthracite grey
- rust brown



### SP ULI 160 downward lighting only

**Source:**  
**LED** 108W - diffused beam - 3000K  
 CRI 90 - ~9900 lm - 91,7 lm/W



driver included

### COLOURS

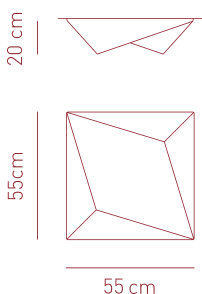
-  anthracite grey
-  rust brown

## Ukiyo

design Manuel Vivian

Collection of ceiling or wall lamps with metal frame and white removable, washable elastic mesh fabric covering. Screw fitting light source.

*Collezione di lampade da parete o da soffitto con struttura metallica e rivestimento in tessuto bianco retato elasticizzato, sfoderabile e lavabile. Sorgente luminosa con attacco a vite.*

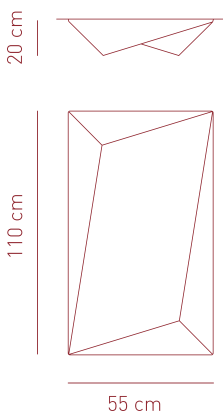


**PL UKIYO P**  
 Application: both as ceiling or wall lamp

### COLOUR

-  white

**Source:**  
**E27** 3 x Max 6,5W LED or  
 3 x Max 42W halo

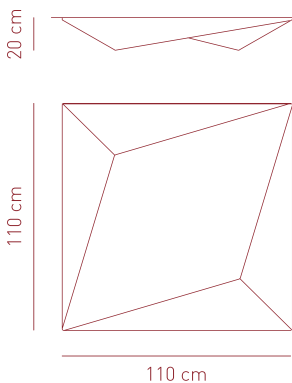


**PL UKI 110**  
 Application: both as ceiling or wall lamp

### COLOUR

-  white

**Source:**  
**E27** 3 x Max 16W LED or  
 3 x Max 70W halo



**PL UKIYO G**  
 Application: both as ceiling or wall lamp

### COLOUR

-  white

**Source:**  
**E27** 3 x Max 16W LED or  
 3 x Max 70W halo



# Urban

design Dima Loginoff

Collection consisting of aluminium ceiling lamps and suspended lamps, also in a recessed version. Available in several colours and sizes. Built-in dimmable LED light source.

Collezione composta da lampade da soffitto e lampade a sospensione in alluminio. Disponibile in vari colori e dimensioni. Le sospensioni sono disponibili anche nella versione ad incasso. Sorgente luminosa a LED integrato dimmerabile.



8,3 cm



Ø 13,5 cm

## PL URBAN P

### COLOURS

Source:

**LED** 15W - diffused beam - 3000K

CRI 90 - ~946 lm - 63 lm/W

CE IP20  220-240Vac **LED**

dimmmable  
trailing edge

 wrinkled white

 matt bronze

 matt nickel



13,8 cm



Ø 13,5 cm

## PL URBAN M

### COLOURS

Source:

**LED** 15W - diffused beam - 3000K

CRI 90 - ~946 lm - 63 lm/W

CE IP20  220-240Vac **LED**

dimmmable  
trailing edge

 wrinkled white

 matt bronze

 matt nickel



23,8 cm



Ø 13,5 cm

## PL URBAN G

### COLOURS

Source:

**LED** 15W - diffused beam - 3000K

CRI 90 - ~946 lm - 63 lm/W

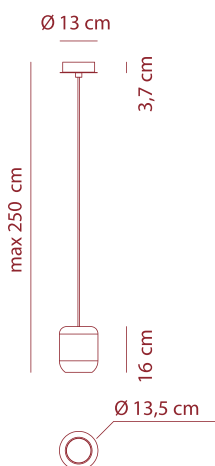
CE IP20  220-240Vac **LED**

dimmmable  
trailing edge

 wrinkled white

 matt bronze

 matt nickel



max 250 cm

Ø 13 cm

3,7 cm

1,6 cm

Ø 13,5 cm

## SP URBAN P downward lighting only

### COLOURS

Source:

**LED** 15W - diffused beam - 3000K

CRI 90 - ~946 lm - 63 lm/W

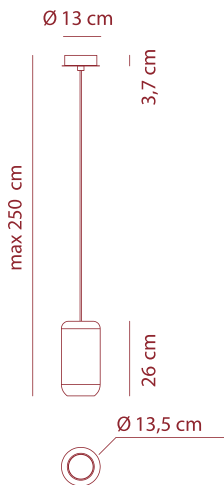
CE IP20  220-240Vac **LED**

dimmmable  
trailing edge

 wrinkled white

 matt bronze

 matt nickel



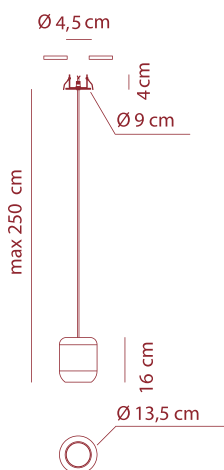
### SP URBAN M downward lighting only

#### Source:

**LED** 15W - diffused beam - 3000K  
CRI 90 - ~946 lm - 63 lm/W

CE IP20  220-240V<sub>AC</sub> **LED**  
dimmmable trailing edge

#### COLOURS



### SP URBA P I recessed downward lighting only

#### Source:

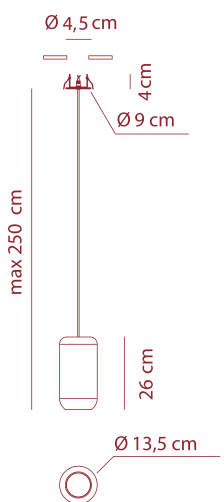
**LED** 15W - diffused beam - 3000K  
CRI 90 - ~946 lm - 63 lm/W

CE IP20  220-240V<sub>AC</sub> **LED**  
dimmmable trailing edge

#### COLOURS



hole Ø 4.5 cm  
min depth 10 cm



### SP URBA M I recessed downward lighting only

#### Source:

**LED** 15W - diffused beam - 3000K  
CRI 90 - ~946 lm - 63 lm/W

CE IP20  220-240V<sub>AC</sub> **LED**  
dimmmable trailing edge

#### COLOURS



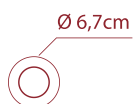
hole Ø 4.5 cm  
min depth 10 cm

# Urban mini

design Dima Loginoff

Collection consisting of aluminium ceiling lamps and suspended lamps. Available in several colours and sizes Built-in dimmable LED light source.

Collezione composta da lampade a sospensione e lampade da soffitto in alluminio. Disponibile in vari colori e dimensioni. Sorgente luminosa a LED integrato dimmerabile.



## PL URBMI P

## COLOURS

### Source:

**LED** 8W - diffused beam - 3000K  
CRI 90 - ~409 lm - 51 lm/W

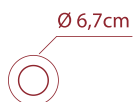
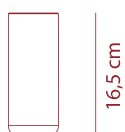


220-240V<sub>AC</sub>

**LED**

wrinkled white matt bronze

matt nickel



## PL URBMI M

## COLOURS

### Source:

**LED** 8W - diffused beam - 3000K  
CRI 90 - ~409 lm - 51 lm/W



220-240V<sub>AC</sub>

**LED**

wrinkled white matt bronze

matt nickel



## PL URBMI G

## COLOURS

### Source:

**LED** 8W - diffused beam - 3000K  
CRI 90 - ~409 lm - 51 lm/W

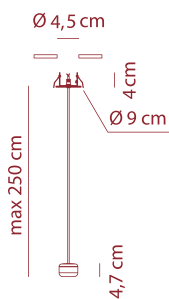


220-240V<sub>AC</sub>

**LED**

wrinkled white matt bronze

matt nickel



## SP URMI P I recessed downward lighting only

## COLOURS

### Source:

**LED** 8W - diffused beam - 3000K  
CRI 90 - ~409 lm - 51 lm/W



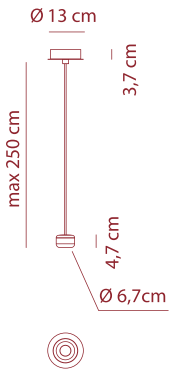
220-240V<sub>AC</sub>

**LED**

wrinkled white matt bronze

matt nickel

hole  $\varnothing$  4.5 cm  
min depth 10 cm



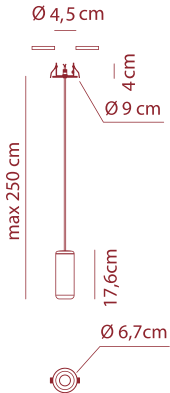
**SP URBMI P**  
downward lighting only

Source:

**LED** 8W - diffused beam - 3000K  
CRI 90 - ~409 lm - 51 lm/W

CE IP20  220-240V<sub>AC</sub> **LED**  
dimmmable trailing edge

**COLOURS**



**SP URMI M I recessed**  
downward lighting only

Source:

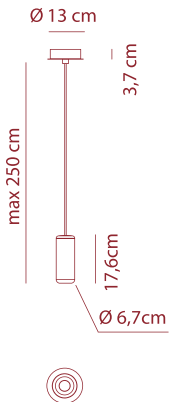
**LED** 8W - diffused beam - 3000K  
CRI 90 - ~409 lm - 51 lm/W

CE IP20  220-240V<sub>AC</sub> **LED**  
dimmmable trailing edge

**COLOURS**



hole  $\varnothing$  4.5 cm  
min depth 10 cm



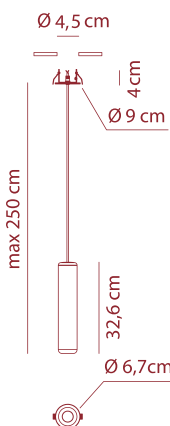
**SP URBMI M**  
downward lighting only

Source:

**LED** 8W - diffused beam - 3000K  
CRI 90 - ~409 lm - 51 lm/W

CE IP20  220-240V<sub>AC</sub> **LED**  
dimmmable trailing edge

**COLOURS**



**SP URMI G I recessed**  
downward lighting only

Source:

**LED** 8W - diffused beam - 3000K  
CRI 90 - ~409 lm - 51 lm/W

CE IP20  220-240V<sub>AC</sub> **LED**  
dimmmable trailing edge

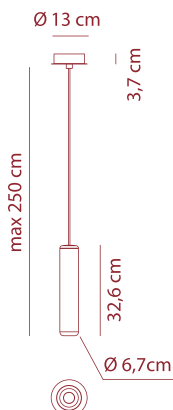
**COLOURS**



hole  $\varnothing$  4.5 cm  
min depth 10 cm

## Urban mini

design Dima Loginoff



Collection consisting of aluminium ceiling lamps and suspended lamps. Available in several colours and sizes Built-in dimmable LED light source.

Collezione composta da lampade a sospensione e lampade da soffitto in alluminio. Disponibile in vari colori e dimensioni. Sorgente luminosa a LED integrato dimmerabile.

### SP URBMI G downward light only

Source:

**LED** 8W - diffused beam - 3000K  
CRI 90 - ~409 lm - 51 lm/W

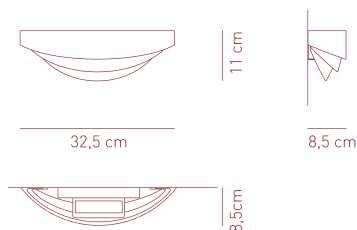


### COLOURS



## Uriel

design Manuel Vivian



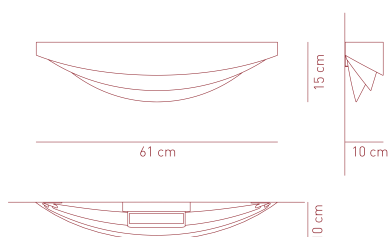
### AP URIEL P

Source:

**R7S** 1 x Max 120W (78)



### COLOURS




### AP URIEL G

Source:

**R7S** 1 x Max 160W (118)

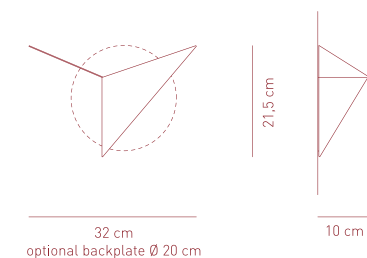


### COLOURS



## Vasily

design Manuel Vivian



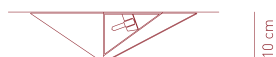
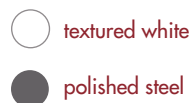
### AP VASILY

Source:

**G9** 1 x Max 60W halo




### COLOURS



# Velvet

design Manuel Vivian



Collection consisting of ceiling lamps and suspended lamps. The cone-shaped lampshade is covered with a flame-retardant Micro 2000 fabric (polyester and cotton), which has a suede effect. Screw fitting or built-in dimmable LED light source.

Collezione di lampade a sospensione e lampade da soffitto con paralume troncoconico in tessuto ignifugato Micro 2000 (poliestere e cotone), effetto scamosciato. Sorgente luminosa con attacco a vite o a LED integrato dimmerabile.

## COMPOSITION/COMPOSIZIONE

MICRO 2000 flame retardant fabric - 80% polyester + 20% cotton  
Fleece finishing 100% polyester

Tessuto ignifugato MICRO 2000 - 80% poliestere + 20% cotone  
Effetto scamosciato 100% poliestere

Glow Wire Test (EN 60598-1): 750 °C

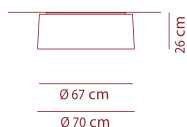
## WEIGHT/PESO

276 ± 5% gr/m<sup>2</sup>

## AVAILABLE UPON REQUEST



## RADIAL DIFFUSER AVAILABLE UPON REQUEST



### PL VEL 070

#### Source:

**E27** 2 x Max 16W LED or  
2 x Max 20W fluo

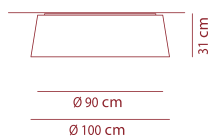
CE IP20 +LED

diffuser included

#### COLOUR



#### RADIAL DIFFUSER



### PL VEL 100

#### Source:

**E27** 3 x Max 16W LED or  
3 x Max 33W fluo or  
3 x Max 57W halo


CE IP20 +LED

diffuser included

#### COLOUR



#### RADIAL DIFFUSER



### PL VEL 160

#### Source:

**E27** 5 x Max 16W LED or  
5 x Max 23W fluo or  
5 x Max 46W halo

CE IP20 +LED

diffuser included

#### COLOUR



#### RADIAL DIFFUSER





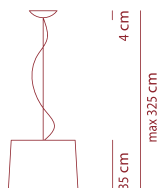
# Velvet

design Manuel Vivian

Collection consisting of ceiling lamps and suspended lamps. The cone-shaped lampshade is covered with a flame-retardant Micro 2000 fabric (polyester and cotton), which has a suede effect. Screw fitting or built-in dimmable LED light source.

Collezione di lampade a sospensione e lampade da soffitto con paralume troncoconico in tessuto ignifugato Micro 2000 (poliestere e cotone), effetto scamosciato. Sorgente luminosa con attacco a vite o a LED integrato dimmerabile.

Ø 12 cm



Ø 46 cm

Ø 50 cm

## SP VEL 050

Source:

**E27** 1 x Max 16W LED or  
1 x Max 23W fluo

CE IP20 +LED

diffuser included

## COLOUR

○ ice white

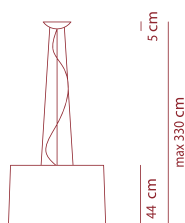
## RADIAL DIFFUSER

○ white

## FINISH

○ white canopy

Ø 15 cm



Ø 67 cm

Ø 70 cm

## SP VEL 070

Source:

**E27** 1 x Max 20W LED or  
1 x Max 33W fluo or  
1 x Max 70W halo

CE IP20 +LED

diffuser included

## COLOUR

○ ice white

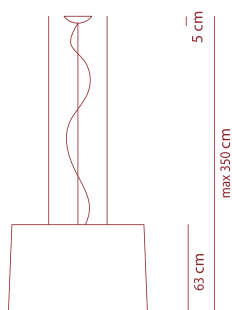
## RADIAL DIFFUSER

○ white

## FINISH

○ white canopy

Ø 15 cm



Ø 95 cm

Ø 100 cm

## SP VEL 100 with upward & downward light

Source:

**E27** 4 x Max 20W LED or  
4 x Max 33W fluo or  
4 x Max 57W halo

CE IP20 +LED

diffuser included

## SP VEL 100 LED with upward & downward light

Source:

**LED** 95W - diffused beam - 3000K  
CRI 90 - ~6378 lm - 67 lm/W

CE IP20 - dimmable DALI + LED

driver included

## COLOUR

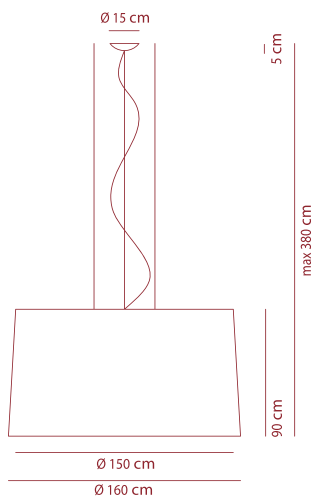
○ ice white

## RADIAL DIFFUSER

○ white

## FINISH

○ white canopy



**SP VEL 160**  
with upward & downward lighting

Source:

**E27** 4 x Max 16W + 1 x Max 9,5W LED or  
5 x Max 23W fluo or  
4 x Max 57W + 1 x Max 46W fluo

CE IP20

diffuser included

**COLOUR**

○ ice white

**RADIAL DIFFUSER**

○ white

**FINISH**

○ white canopy

**SP VEL 160 LED**  
with upward & downward lighting

Source:

**LED** 95W - diffused beam - 3000K  
CRI 90 - ~6096 lm - 64 lm/W

CE IP20  **LED**

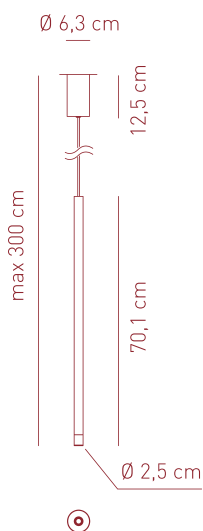
driver included

**Virtus**

design Manuel Vivian

Collection of suspended lamps in aluminium, also in a recessed version. Available in several colours. Built-in dimmable LED light source.

*Lampade a sospensione in alluminio in vari colori. Disponibile anche nella versione ad incasso. Sorgente luminosa a LED integrato dimmerabile.*



**VIRTUS SUSPENSION mono canopy**

Source:

**LED** 3W - 3000K  
CRI 90 - ~184 lm - 61 lm/W

CE IP20  **LED**

driver included

**COLOURS**

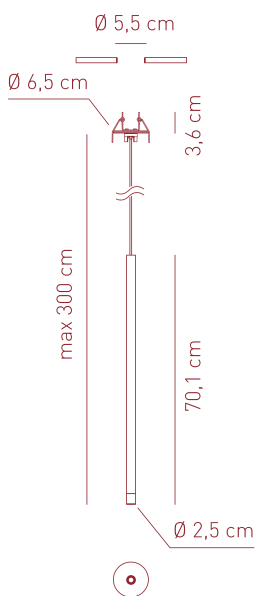
○ wrinkled white

● anthracite grey wrinkled  
final: black polished nickel

● anthracite grey wrinkled  
final: polished gold

● rust brown wrinkled  
final: black polished nickel

● rust brown wrinkled  
final: polished gold



**VIRTUS SUSPENSION recessed version**

Source:

**LED** 3W - 350mA - 3000K  
CRI 90 - ~184 lm - 61 lm/W

CE IP20  **LED**

driver not included

for drivers and dimming technology,  
please refer to our Axo Light pricelist  
or contact our representatives

hole Ø 5.5 cm  
min depth 10 cm

**COLOURS**

○ wrinkled white

● anthracite grey wrinkled  
final: black polished nickel

● anthracite grey wrinkled  
final: polished gold

● rust brown wrinkled  
final: black polished nickel


● rust brown wrinkled  
final: polished gold

# Voluptas

design Lorenzo Truanti

Collection of white aluminium ceiling lamps with rubber-coated flexible rod. Available in several versions. Built-in LED light source.

Collezione di lampade da soffitto in alluminio bianco con asta flessibile rivestita in gomma. Disponibile in varie versioni. Sorgente luminosa a LED integrato.



## VOLUPTAS 140 CEILING

Source:

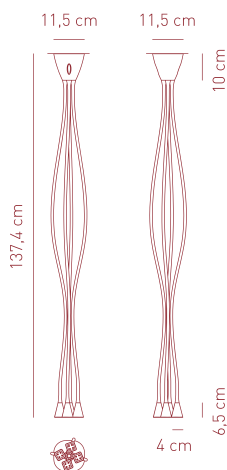
**LED** 4W - diffused beam - 3000K  
CRI 80 - ~226 lm - 56 lm/W

CE IP20 **LED**

driver included

## COLOURS

○ matt white



## VOLUPTAS 4-140 CEILING

Source:

**LED** 16W - diffused beam - 3000K  
CRI 80 - ~904 lm - 56 lm/W

CE IP20 **LED**

driver included

## COLOURS








○ matt white




# Legend

- LED** Integrated LED product
- LED** Product for LED light bulbs only
- +LED** Product for LED or conventional lights bulbs
- 220-240V<sub>AC</sub> **LED** Product equipped with integrated LED for the main voltage


**CE** All our products undergo electric safety tests and comply with ECC Directive EN60598-1, LVD 2006/95/EC, EMC 2004/108/EC (where provided)

-  Dimmable - dimmer included
-  Dimmable only with dedicated power supply unit
-  Interfaceable with DALI system
-  Dimmable 1-10V
-  Dimmable phase cut
-  Dimmable trailing edge
-  Dimmable push

**IPXY** Protection rating against solid bodies X – against liquids Y

 **Class 1**  
Basic insulation, accessible conductors are earthed. Earthing is compulsory

 **Class 2**  
Double insulation. Earthing: excluded

 **Class 3**  
Appliance in which protection against electrical shock is guaranteed by the extremely low voltage power supply

**ADA** Product conforms to the USA A.D.A. standards (protruding objects)

CRI Colour rendering index

Measures of the drawings in cm

Axo Light technical sheets and 3D files can be downloaded directly from our website: [www.axolight.it](http://www.axolight.it)



## EEL compatibility

### Axo Light – EELc Product List Energy Efficiency Label compatibility (EU Regulation 874/2012)

The Axo Light luminaires are compatible with bulbs – if available in the market and previously checked as regards their dimensions - labelled with the energy classes of the ENERGY LABELLING regulation.

The energy class letter in bold format is related to the bulb supplied together with the specific article.

The products with the symbol **LED** are equipped with built-in LED lamps A, A+, A++ that cannot be changed.

The information regarding the energy classes of the bulbs are not exhaustive about the actual while range available in the Economic European Area market

## EELc CODE LIST

PRODUCT CODE	EELc
LTAIBUXXXXXXG9L	A, A+, A++
SPALRISHXXXXE27	D, C, B, A, A+, A++
SPANAO90E27	D, C, B, A, A+, A++
SPANAO90FLE	A
SPANAA150E27	D, C, B, A, A+, A++
SPANAA150FLE	A
APAUARXXXXXE27	D, C, B, A, A+, A++
PLAURAGRXXXXE27	D, C, B, A, A+, A++
PLAURAPXXXXXE27	D, C, B, A, A+, A++
PLAURG30XXXXE27	D, C, B, A, A+, A++
PLAURP30XXXXE27	D, C, B, A, A+, A++
SPAU45/2XXXXE27	D, C, B, A, A+, A++
SPAU60/2XXXXE27	D, C, B, A, A+, A++
SPAURA45XXXXE27	D, C, B, A, A+, A++
SPAURA60XXXXE27	D, C, B, A, A+, A++
SPAX20PIXXXG9X	D
APAX20GRXXXXG9X	D
APAX20PIXXXG9X	D
LTAX20XXXXXXG9X	D
PTAX20XXXXXXG9X	D
PLBEL060E27	D, C, B, A, A+, A++
PLBEL090E27	D, C, B, A, A+, A++
PLBEL118E27	D, C, B, A, A+, A++
PLBEL180E27	D, C, B, A, A+, A++
SPBEL045E27	D, C, B, A, A+, A++
SPBEL060E27	D, C, B, A, A+, A++
SPBEL090E27	D, C, B, A, A+, A++
SPBEL118E27	D, C, B, A, A+, A++
SPBEL180E27	D, C, B, A, A+, A++
APCLAV30XXXXE14	D, C, B, A, A+, A++
APCLAVBRXXXXE14	D, C, B, A, A+, A++
APCLAVGRXXXXE14	D, C, B, A, A+, A++
APCLAVPIXXXE14	D, C, B, A, A+, A++
LTCLAVIGXXXXE27	D, C, B, A, A+, A++
LTCLAVIPXXXXE14	D, C, B, A, A+, A++
LTCLAVXPXXXXE14	D, C, B, A, A+, A++
PLCLAV90XXXXE27	D, C, B, A, A+, A++
PLCLAVIUXXXXE27	D, C, B, A, A+, A++
PTCLAVIUXXXXE27	D, C, B, A, A+
SPCLA140XXXXE27	D, C, B, A, A+, A++
SPCLAV40XXXXE27	D, C, B, A, A+, A++
SPCLAV60XXXXE27	D, C, B, A, A+, A++
SPCLAVIPXXXXE27	D, C, B, A, A+, A++
SPCLAVIUXXXXE27	D, C, B, A, A+, A++
SPCLAVIUXXXXFLE	A, A+
SPCL6040XXXXE27	D, C, B, A, A+, A++
SPEXPL10XXXXR7S	D
SPEXPLI5XXXXR7S	D
SPEXPLO5XXXXR7S	D
SPEXPLOXXXXR7S	D
SPEXPQ10XXXXR7S	D
PLEULEGMFLE	A
PLEULEGPFLE	A
PLEULEMPFLE	A
PLEULERGFLE	A
PLEULERMFLE	A
PLEULERPFLE	A
PLEULGMPFLE	A
FAMENCARXXXX12V	C, B
FAMENCARXXXXG9X	D

**EELc CODE LIST**

PRODUCT CODE	EELc
FANASHIRXXXX12V	C, B
FANASHIRXXXXG9X	D
FAFEDORAXXXG1	A, A+, A++
SPFEDO12XXXXG1	A, A+, A++
SPFEDOR1XXXXG1	A, A+, A++
SPFEDOR3XXXXG1	A, A+, A++
SPFEDOR6XXXXG1	A, A+, A++
SPFEDOR7XXXXG1	A, A+, A++
SPLAYAXXE27	D, C, B, A, A+, A++
SPLAYBXXE27	D, C, B, A, A+, A++
SPLAYCXXE27	D, C, B, A, A+, A++
SPLAYDXXE27	D, C, B, A, A+, A++
SPLAYEXXE27	D, C, B, A, A+, A++
SPLAYFXXE27	D, C, B, A, A+, A++
APMELTINXXXXE27	D, C, B, A, A+, A++
PTMELT55XXXXE27	D, C, B, A, A+, A++
PTMELT805NAXXE27	D, C, B, A, A+, A++
SPMEL115XXXXE27	D, C, B, A, A+, A++
SPMEL120XXXXE27	D, C, B, A, A+, A++
SPMELT55XXXXE27	D, C, B, A, A+, A++
SPMELT60XXXXE27	D, C, B, A, A+, A++
SPMELT80XXXXE27	D, C, B, A, A+, A++
LTMUSEGXXXXXE27	E, D, C, B, A
LTMUSEPXXXXE14	D, C, B, A, A+, A++
PLMU120QXXXXE27	
+KPLMUSE	A, A+, A++
PLMU120XXXXE27	
+KPLMUSE	A, A+, A++
PLMU120QXXXXE27	D, C, B, A, A+, A++
PLMU120XXXXE27	D, C, B, A, A+, A++
PLMUS60QXXXXE27	D, C, B, A, A+, A++
PLMUSE40XXXXE27	D, C, B, A, A+, A++
PLMUSE60XXXXE27	D, C, B, A, A+, A++
PLMUSE80XXXXE27	
+KPLMUSE	A, A+, A++
PLMUSE80XXXXE27	D, C, B, A, A+, A++
SPMUSEXXXXXE27	D, C, B, A, A+, A++
PLNAFII3XXXX12V	A, A+, A++
PLNAFIR3XXXXG1	A, A+, A++
SPNAFIR1XXXXG1	A, A+, A++
SPNAFIR3XXXXG1	A, A+, A++
PLNEC100XXXXE27	D, C, B, A, A+, A++
PLNEL140XXXXE27	D, C, B, A, A+, A++
PLNELL60XXXXE27	D, C, B, A, A+, A++
PLNELS60XXXXE27	D, C, B, A, A+, A++
PLNES100XXXXE27	D, C, B, A, A+, A++
PLNES140XXXXE27	D, C, B, A, A+, A++
SPPLU080E27	D, C, B, A, A+, A++
SPPLU120E27	D, C, B, A, A+, A++
SPPLU180E27	D, C, B, A, A+, A++
PTPLU180E27	D, C, B, A, A+, A++
SPSKI070E27	A, A+, A++
SPSKI100E27	A, A+, A++
SPSKI160E27	A, A+, A++
PLSKI070E27	A, A+, A++
PLSKI100E27	A, A+, A++
PLSKI160E27	A, A+, A++
PLSKR070E27	D, C, B, A, A+, A++
SPSK100E27	D, C, B, A, A+, A++
SPSK150E27	D, C, B, A, A+, A++

PRODUCT CODE	EELc
PLSK1002E27	D, C, B, A, A+, A++
PLSK1502E27	D, C, B, A, A+, A++
PLSKR100E27	D, C, B, A, A+, A++
PLSKR150E27	D, C, B, A, A+, A++
APSKR028FLE	A
SPSKR050E27	D, C, B, A, A+, A++
SPSKR070E27	D, C, B, A, A+, A++
SPSKR100E27	D, C, B, A, A+, A++
SPSKR140E27	D, C, B, A, A+, A++
SPSKR150E27	D, C, B, A, A+, A++
LTSKR050E27	D, C, B, A, A+, A++
PLSPILGIXXXX12V	C, B
PLSPILGIXXXXG4L	A, A+, A++
PLSPILMIXXXX12V	C, B
PLSPILMIXXXXG4L	A, A+, A++
PLSPILPIXXXX12V	C, B
PLSPILPIXXXXG4L	A, A+, A++
APSPILLRXXX12V	C, B
APSPILLRXXXG4L	A, A+, A++
SPSPIL10XXXX12V	C, B
SPSPIL10XXXXG4L	A, A+, A++
SPSPIL12XXXX12V	C, B
SPSPIL12XXXXG4L	A, A+, A++
SPSPIL20XXXX12V	C, B
SPSPIL26XXXX12V	C, B
SPSPIL30XXXX12V	C, B
SPSPILGIXXXX12V	C, B
SPSPILGIXXXXG4L	A, A+, A++
SPSPILL3XXXX12V	C, B
SPSPILL3XXXXG4L	A, A+, A++
SPSPILL6XXXX12V	C, B
SPSPILL6XXXXG4L	A, A+, A++
SPSPILLGXXXX12V	C, B
SPSPILLGXXXXG4L	A, A+, A++
SPSPILLMXXXX12V	C, B
SPSPILLMXXXXG4L	A, A+, A++
SPSPILLPXXXX12V	C, B
SPSPILLPXXXXG4L	A, A+, A++
SPSPILMIXXXX12V	C, B
SPSPILMIXXXXG4L	A, A+, A++
SPSPILPIXXXX12V	C, B
SPSPILPIXXXXG4L	A, A+, A++
SPSPIRYXXXXE27	D, C, B, A, A+, A++
PLSTO100XXXXE27	D, C, B, A, A+, A++
PLSTOR60XXXXE27	D, C, B, A, A+, A++
PLVEL070E27	D, C, B, A, A+, A++
PLVEL100E27	D, C, B, A, A+, A++
PLVEL160E27	D, C, B, A, A+, A++
PLUKI110XXXXE27	D, C, B, A, A+, A++
PLUKIYOGXXXXE27	D, C, B, A, A+, A++
PLUKIYOPXXXXE27	D, C, B, A, A+, A++
APURIELGXXXXR7S	D, C
APURIELPXXXXR7S	D, C
APVASILYXXXXG9X	D
SPVEL050E27	D, C, B, A, A+, A++
SPVEL070E27	D, C, B, A, A+, A++
SPVEL100E27	D, C, B, A, A+, A++
SPVEL160E27	D, C, B, A, A+, A++
SPVEL160FLE	A



## Catalogue image credits

All photos by @shutterstock unless otherwise stated

### intro, left hand page

art images in collage:

©2017 Fine Art Images/Heritage Images/Scala, Florence, Italy  
Rachel Ruysch "Nature morte aux fruits et au bouquet de fleurs" 1703

©2017 Veneranda Biblioteca Ambrosiana/DeAgostini Picture Library/Scala, Florence, Italy  
Jan Bruegel the Elder, "Vase of Flowers with Jewellery, Coins and Shells" 1606

©2017 White Images/Scala, Florence, Italy  
Ambrosius Bosschaert, the Elder "Still Life with flowers" 1614

### p. 11

La Reserve, South of France  
Project by: SAS Baccarat - Ehrmann  
Photos by: Beppe Raso

### p. 12

Villa / Lucern, Switzerland  
Design: Philippe Stuebi Architekten, Zürich  
Photography: Dominique Marc Wehrli

### p. 17

Zen Barn / Ottawa, Canada  
Design: Rick Shean  
Specifier: Christopher Simmonds Architect Inc.

### p. 19

Rica Hotel Scandic / Narvik, Norway  
Project by: Scenario  
Photos by: Gatis Rozenfelds

### p. 21

Showroom  
Photos: Studio 7 srl – Pieve di Soligo (TV), Italy

### p. 22

D-Hotel Maris Lobby / Marmaris, Turkey  
Design: MidekMingu  
Photography: Cemal Emden

### p. 31

Showroom Bonaldo SPA, [www.bonaldo.it](http://www.bonaldo.it)

### p. 38

Nhow Bar / Milan, Italy  
Design: Karim Rashid  
Photography: Giuseppe Creti

### p. 50

Design: Luciana Bueno, Viviana Monari from "ID design for all"  
Photography: Fernando Napolitano

### p. 55

Terrazza Aperol / Il Mercato del Duomo / Milan, Italy  
Design: Antonio Picuolo

### p. 56

Hotel Nira Montana / La Thuile / Valle d'Aosta  
Project by: Studio Del Portico HYPERLINK [www.studiodelportico.it](http://www.studiodelportico.it)  
Photography: Andrea Martiradonna [www.martiradonna.it](http://www.martiradonna.it)

### p. 56; 82; 105; 136; 137;

Private residence, 2016 / Treviso, Italy  
Design: Andrea Rossetti, architect  
Photography: Romandini Florindo

### p. 107

W.O.K., World Oriented Kitchen / Rome, Italy  
Design: Colli + Galliano Architetti  
Lighting Design: Illuminati di G. Ippoliti  
Photography: Matteo Piazza

### p. 111; 120

Project: Agnieszka Cuprys - Wilk studio Archissima / Cracovia, PL  
Interior design: Marek Wilk  
Photography: Przemyslaw Kucinski [www.niewformie.pl](http://www.niewformie.pl)

### p. 123-124; 188-189

Eneco Headquarter / Rotterdam, The Netherlands  
Project: Hofman Dujardin Architects  
Interior Designer: Fokkema & Partners Studio  
Lighting Design: Studio Rublek  
Photography: Matthijs van Roon

### p. 135

Hotel Scandic Tampere Station / Tampere, Finland  
Design: dSIgn Vertti Kivi & Co., Sabina Dontcheff's team  
Photography: Okko Oinonen

### p. 165

Apartment Nahimovsky Avenue / Moscow, Russia  
Design: Pro VS Studio [www.provsstudio.ru](http://www.provsstudio.ru)  
Interior designer: Veronika Sudnikova [www.houzz.it/pro/veronikasudnikova/veronika-sudnikova](http://www.houzz.it/pro/veronikasudnikova/veronika-sudnikova)  
Photography: Sergey Morgunov

### p. 131; 174

Hotel Waldstätterhof / Brunnen, Svizzera

### p. 179; 183

Double Tree by Hilton Hotel London / London, UK  
Architecture and interior design: Bennetts Associates  
Lighting design: Bennetts Associates with GIA Equation  
Lighting supplier: Light Projects Ltd  
Photography: ©Edmund Sumner

### p. 184

Deloitte Headquarters at the Edge Building  
Amsterdam, The Netherlands  
Project by: PLP Architecture  
Interior Design: Fokkema & Partners Studio  
Lighting Project by: ETK Lighting  
Photos: Lida Chaulet and Ronald Tilleman  
Realization: OVG Real Estate

### p. 187

Just Fab Headquarters / El Segundo, California, USA  
Project by: Ehrlich Architects  
Interior Design Studio Moshiri Associates Inc  
Photography: Terrance Williams

### p. 194

Leo Burnett Headquarter / Moscow, Russia  
Architects: Nefa Architects  
Lighting Engineers: Spector LAB  
Project Management: Daria Turkina, Maria Boyko  
General Contractor: Atitoka  
Photography: Alexey Knyazev

### p. 196

ENCORE AT EASTMARK / Mesa, Arizona, USA  
Design: Studio Dwell  
Photography: CDP Commercial

### p. 197

Estrel Congress & Messe Center at Estrel Hotel  
Berlin, Germany  
©Estrel Berlin [www.estrel.com/en](http://www.estrel.com/en)  
Photography: Philip Koschel [www.koschel.de](http://www.koschel.de)

### p. 207

Daimler AG, Mercedes-Benz, IAA 2013, Abt. BC/BP  
Internationale Automobil Ausstellung (IAA)  
Frankfurt, Germany  
Project: TLD Planungsgruppe GMBH, Wendlingen  
Photography: [www.keller-fotografie.de](http://www.keller-fotografie.de)

**p. 208**

4Midtown Residences/ Miami, USA  
Design: rs3 Designs - Raymond Jimenez & Shannon Scott  
Lighting Specified by: Planet Lighting - Luis Alejandro Blanco

**p. 210**

Studio Design Exclusiv  
Chisinau, MD-2012, Republic of Moldova

**p. 227**

Restaurant Belvedere / Hergiswil, Switzerland  
Design and photography by: Belvedere, Bel Etage\_Ag

**p. 228-229**

Christ Juwelieri / Kadewe - Berlin, Germany  
Design: D&L Lichtplanung, Ulrich Wallmeier  
and Köster gmbh & Co Kg  
Photography: Stefan Dauth

**p. 231**

Hotel Myriad / Lisbon, Portugal  
Hotel Myriad by Sana Hotels [www.myriad.pt](http://www.myriad.pt)

**p. 232**

100% Capri Store/ Miami, USA  
[www.100x100capri.it](http://www.100x100capri.it)  
Design and photography: Paolo Giachi  
[www.paologiachi.it/it](http://www.paologiachi.it/it)

**p. 233**

Private Residence / Rishon Le Zion, Israel  
Project by: Shachar Rozenfeld Architects  
Photos by: Shai Epstein

**creative direction/art direction/design/photo illustrations**

TEIKNA DESIGN  
Claudia Neri, creative/design director  
Elisa Stagnoli, design assistant

**editing and coordination**

Fabrizio Cettina

**printed and bound in Italy**

Grafiche Antiga spa

**Renderings**

Nudesign srl  
Zenzero & co  
Neiko srl

**photolito**

Graficart Arti Grafiche srl  
Fotolito Quattrifoglio  
Studio Varianti  
Studio Pointer

**photocredits**

Florindo Romandini  
Studio Varianti  
Studio Pointer  
Bluemotion





Axo Light si riserva il diritto di apportare ai modelli, senza alcun preavviso, qualsiasi modifica ritenesse opportuna. Axo Light non risponde per eventuali danni a persone o cose causati da una non corretta installazione dei propri apparecchi d'illuminazione. I dati riportati sono puramente indicativi; è possibile che siano riportati degli errori di stampa.

Axo Light reserves itself the right to introduce any changes to its own models, without prior notice. Axo Light is not liable for injuries or damage due to the incorrect installation of its fixtures. The details given here are intended purely as guidance as errors may have occurred during the printing process. Le schede tecniche dei prodotti Axo Light sono scaricabili direttamente dal nostro sito: [www.axolight.it](http://www.axolight.it)

Axo Light technical sheets can be downloaded directly from our website: [www.axolight.it](http://www.axolight.it)

AXO LIGHT srl  
via Moglianese, 44  
30037 Scorzè (Venezia) Italy  
t. +39 041 5845193  
f +39 041 5845060  
[axolight@axolight.it](mailto:axolight@axolight.it)  
[axolight.it](http://axolight.it)

AXO LIGHT USA INC.  
22 Shelter Rock Lane, Ste #104  
Danbury, CT, 06810 USA  
t +1 (203) 730 0452  
f +1 (203) 730 0460  
[info@axolightusa.com](mailto:info@axolightusa.com)  
[axolightusa.com](http://axolightusa.com)

AXO LIGHT ASIA LIMITED  
RM305-306, Office Building  
No.2 Tiantaiyi Road  
Science Town, Luogang District  
510663 Guangzhou - PRC  
t +86 20 38316571  
f +86 20 38251165  
[axo.asia@axolight.asia](mailto:axo.asia@axolight.asia)  
[axolight.it](http://axolight.it)

